

The BryteWave™ K-12 Edition app is available for iOS devices, Android devices with access to Google Play, Nook HD and HD+, and Kindle Fire HD and HDX.

School name: Cambridge Rindge and Latin School

Step 1: Logging in to the BryteWave K-12 Edition App

a. Download and install **BryteWave K-12 Edition app** from the App store, Google Play, or the Amazon App store.

b. Launch the mobile app.

c. Enter your **User Name** and **Password**



STUDENTS:

User Name: your school ID number
Password: Library

TEACHERS:

User Name: 000 + 4-digit employee ID number
Password: Library

user name ex. 0001234

- **OR** -

User Name: 00 + 5-digit employee ID number
Password: Library

user name ex. 0012345

d. Enter the Follett Shelf URL for the collection you want:

CRLS Ebooks and Audiobooks (Gr. 9-12)

[http:// wbb12534 .follettshelf.com](http://wbb12534.follettshelf.com)

CPS Shared Audiobooks (Gr. 3 and up)

[http:// wbb34954 .follettshelf.com](http://wbb34954.follettshelf.com)

e. Select **Log In**.

NOTE: DO NOT check off the **Stay logged in** box if you want to have access to both the CRLS (Gr. 9-12) and CPS (Gr. 3 and up) collections. Checking the **Stay logged in** box will limit your access to only one of the collections.

Step 2: Accessing Follett Shelf and Checking Out an eBook or Audiobook

- a. Select **My Library** to go to your school's Follett Shelf.



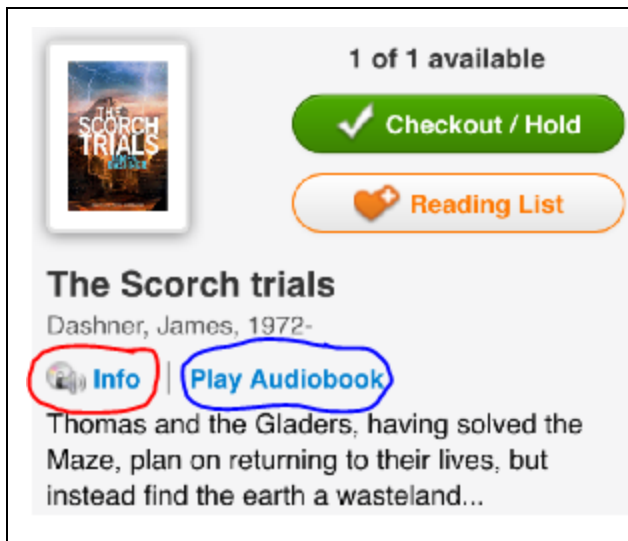
- b. Browse the full eBook and audiobook collection or search by keyword, title, or author name.

- c. To locate book information (summary, running time, etc.), select **Info**.

To preview the book, tap on the book cover image, **Open Book** (for eBooks), or **Play Audiobook**.

To check out the book, select **Checkout/Hold**.

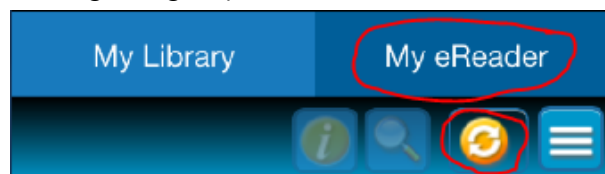
eBook



Audiobook



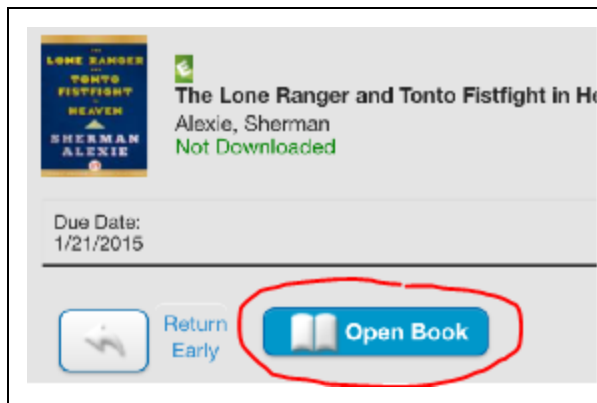
- d. To access your checkout(s), select **My eReader**, and then tap the **sync** icon.
(You may be prompted to log in again)



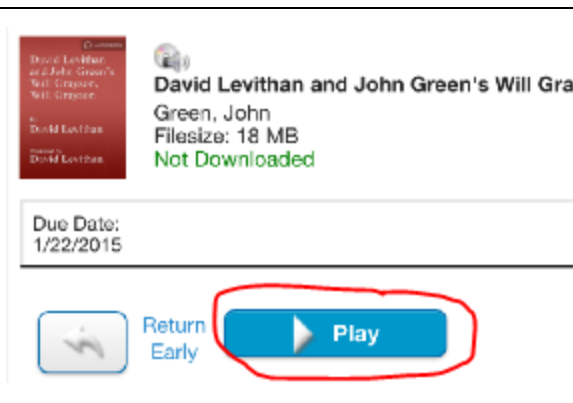
Step 3: Opening a Checked Out eBook or Audiobook

a. In **My eReader**, select **Open Book** or **Play** to open the title you want to read or listen to.

eBook



Audiobook



b. You can access your ebook or audiobook in **Online mode** or you can **Download** it to your device:

Online mode allows you to read or listen to your title online, which requires your device to be connected to the Internet via wifi or mobile network connection.

(Keep in mind...if your device is not connected to wifi, online mode will use up data from your mobile device data plan)



Downloading will store the title to your device, allowing you to read or listen without a wifi or network connection.

(Keep in mind...your mobile device must have enough storage space available for a title to download)



eBook

For eBooks, you will be prompted to choose between reading in online mode or downloading the title to your device.



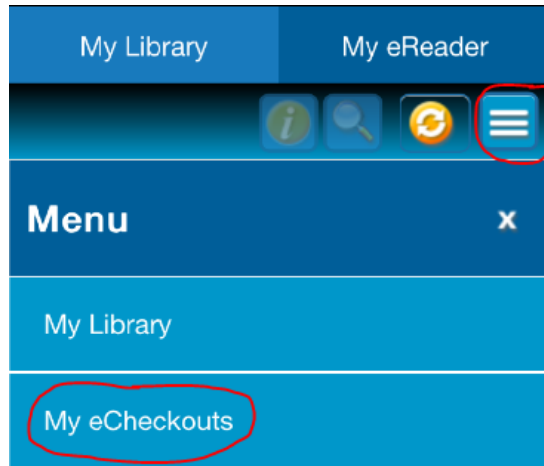
Audiobook

Audiobooks will download automatically when you play a title.

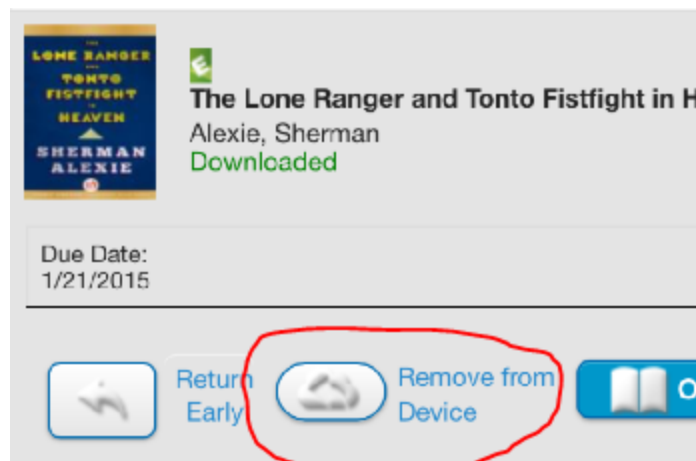


Step 4: Removing or Returning a Checked Out eBook or Audiobook

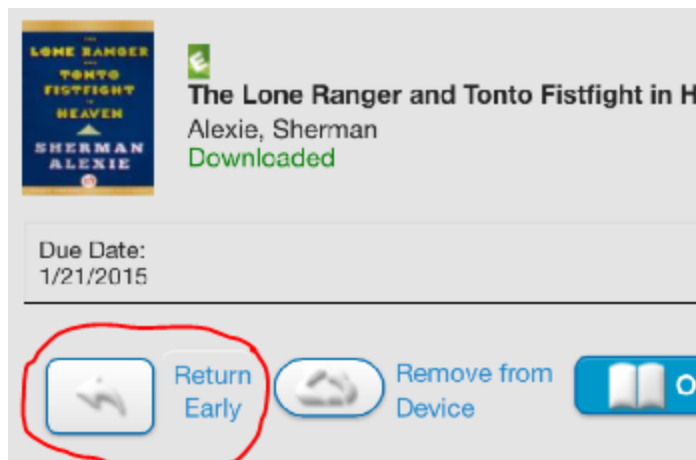
a. Tap the **menu** icon and then the **My eCheckouts** option. If you don't see your latest checkouts, tap the **sync** icon.



b. If you have downloaded a title, but would like to return it, select **Remove from Device**.



c. Titles will automatically return on due date (14 days after checkout date). If you have finished reading or listening to the title and wish to return it, select **Return Early**.



Questions or Comments?

Feel free to contact either [Emily Houston](#) or [Mairead Kelly](#) if you have any questions or feedback relating to the Follett BryteWave App or this guide.

1/23/2015