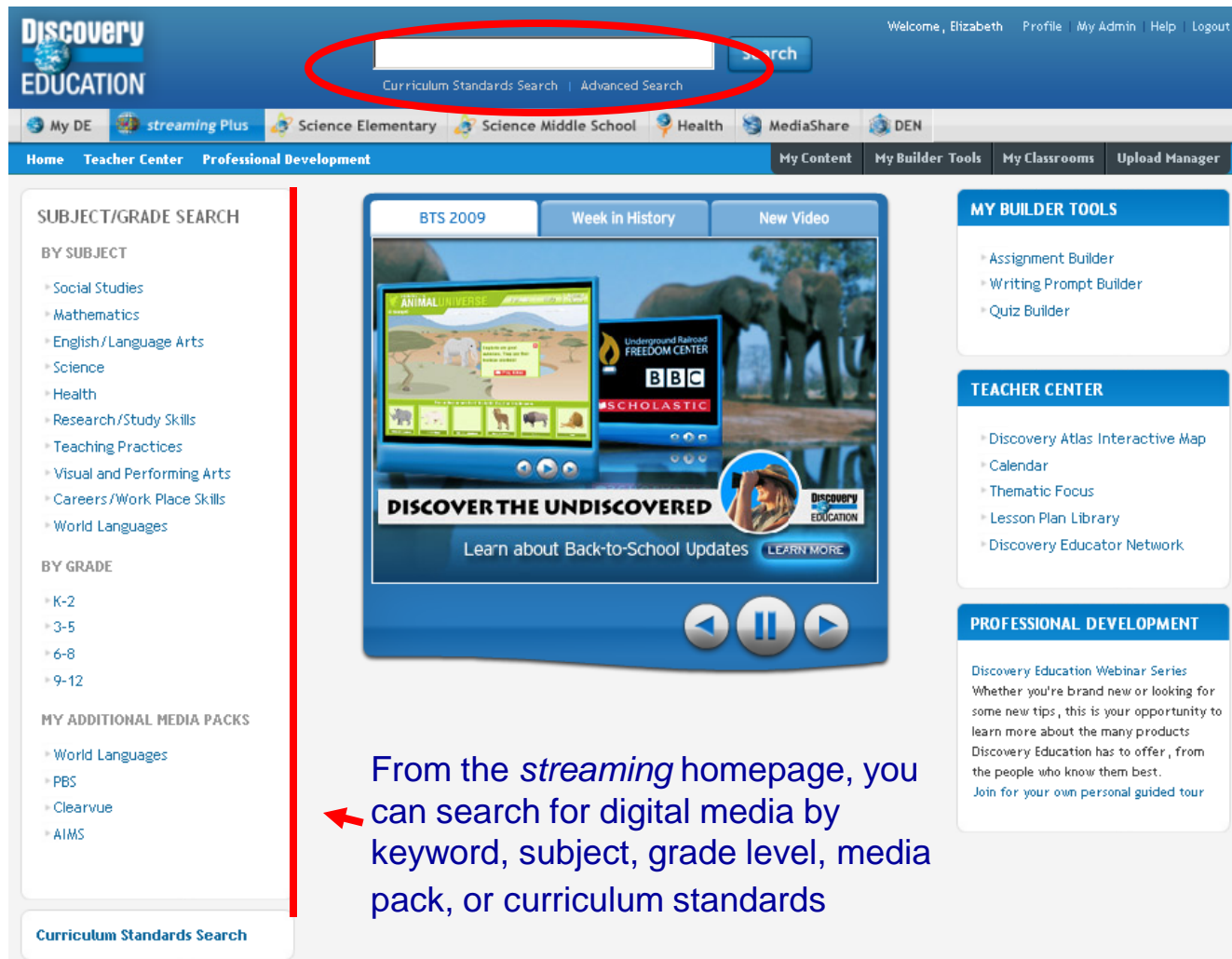


Discovery Education Streaming Overview



streaming Homepage



Discovery EDUCATION

Welcome, Elizabeth | Profile | My Admin | Help | Logout

Curriculum Standards Search | Advanced Search

My DE | streaming Plus | Science Elementary | Science Middle School | Health | MediaShare | DEN

Home | Teacher Center | Professional Development | My Content | My Builder Tools | My Classrooms | Upload Manager

SUBJECT/GRADE SEARCH

BY SUBJECT

- Social Studies
- Mathematics
- English/Language Arts
- Science
- Health
- Research/Study Skills
- Teaching Practices
- Visual and Performing Arts
- Careers/Work Place Skills
- World Languages

BY GRADE

- K-2
- 3-5
- 6-8
- 9-12

MY ADDITIONAL MEDIA PACKS

- World Languages
- PBS
- Clearvue
- AIMS

Curriculum Standards Search

BTS 2009 | Week in History | New Video

ANIMAL UNIVERSE

Underground Railroad FREEDOM CENTER

BBC

SCHOLASTIC

DISCOVER THE UNDISCOVERED

Learn about Back-to-School Updates | [LEARN MORE](#)

MY BUILDER TOOLS

- Assignment Builder
- Writing Prompt Builder
- Quiz Builder

TEACHER CENTER

- Discovery Atlas Interactive Map
- Calendar
- Thematic Focus
- Lesson Plan Library
- Discovery Educator Network

PROFESSIONAL DEVELOPMENT

Discovery Education Webinar Series

Whether you're brand new or looking for some new tips, this is your opportunity to learn more about the many products Discovery Education has to offer, from the people who know them best.

[Join for your own personal guided tour](#)

From the *streaming* homepage, you can search for digital media by keyword, subject, grade level, media pack, or curriculum standards



Video Search Results

The screenshot shows the Discovery Education Streaming interface. At the top, there's a search bar with the text 'Search' and a 'Curriculum Standards Search' link. Below the search bar, there are navigation tabs for 'My DE', 'streaming', 'Science Elementary', 'Science Middle School', 'Health', 'MediaShare', and 'DEN'. A secondary navigation bar includes 'Home', 'Teacher Center', 'Professional Development', 'My Content', 'My Builder Tools', 'My Classrooms', and 'Upload Manager'. The main content area displays 'Results for rome' with a 'View as' dropdown set to 'Grid' and a 'Sort by' dropdown set to 'Best Match'. It shows '1-15 of 109 Results' and 'Results Per Page' set to '15'. The results are displayed in a grid of 10 items, each with a thumbnail, title, duration, and a 'Contains' link to segments. The left sidebar offers filters for 'NARROW MY RESULTS' (Keyword: rome, Type: Full Video), 'CONTINUE NARROWING BY:', 'BY SUBJECT' (Social Studies, English/Language Arts, Science, Teaching Practices, Visual and Performing Arts, Careers/Work Place Skills), 'BY GRADE' (K-2, 3-5, 6-8, 9-12), and 'BY VIDEO DETAIL' (Closed Captioning, Editable).

Discovery
EDUCATION

Welcome, Elizabeth | Profile | My Admin | Help | Logout

Curriculum Standards Search | Advanced Search

My DE | streaming | Science Elementary | Science Middle School | Health | MediaShare | DEN

Home | Teacher Center | Professional Development | My Content | My Builder Tools | My Classrooms | Upload Manager

NARROW MY RESULTS

You have selected:

Keyword: rome (remove)

Type: (remove)

- Full Video

Search Tips | Start Over

CONTINUE NARROWING BY:

BY SUBJECT

- * Social Studies (87)
- * English/Language Arts (21)
- * Science (11)
- * Teaching Practices (1)
- * Visual and Performing Arts (24)
- * Careers/Work Place Skills (1)

BY GRADE

- * K-2 (4)
- * 3-5 (13)
- * 6-8 (61)
- * 9-12 (63)

BY VIDEO DETAIL

- * Closed Captioning (38)
- * Editable (71)

Results for rome

View as: [Grid] [List]

Sort by: Best Match | Most Popular | Recently Added

1-15 of 109 Results

Results Per Page: 15 | 1 2 3 4 5 Next

Thumbnail 1: ANCIENT ROMAN
FULL VIDEO (17:46)
Journals Through History: Ancient Rome: The Eternal City
Contains: 12 Segments

Thumbnail 2: ANCIENT ROMAN
FULL VIDEO (17:33)
Journals Through History: Ancient Rome: Building an Empire
Contains: 9 Segments

Thumbnail 3: Enduring Influence: Rome, Greece, and Byzantium
FULL VIDEO (55:39)
Enduring Influence: Rome, Greece, and Byzantium
Contains: 5 Segments

Thumbnail 4: Ancient Rome: Rise to Power
FULL VIDEO (49:52)
Ancient Rome: Rise to Power
Contains: 7 Segments

Thumbnail 5: Ancient Rome: Fall of an Empire
FULL VIDEO (51:35)
Ancient Rome: Fall of an Empire
Contains: 7 Segments

Thumbnail 6: Ancient Rome: Prosperity and Decline
FULL VIDEO (49:30)
Ancient Rome: Prosperity and Decline
Contains: 10 Segments

Thumbnail 7: Ancient Rome: Struggles for Power
FULL VIDEO (46:16)
Ancient Rome: Struggles for Power
Contains: 8 Segments

Thumbnail 8: Ancient Rome: Expansion and Conquest
FULL VIDEO (51:35)
Ancient Rome: Expansion and Conquest
Contains: 6 Segments

Thumbnail 9: Just the Facts: World History: Ancient Rome
FULL VIDEO (51:58)
Just the Facts: World History: Ancient Rome
Contains: 19 Segments

Thumbnail 10: Elementary Video Adventures: Life in Ancient Rome
FULL VIDEO
Elementary Video Adventures: Life in Ancient Rome
Contains: 3 Segments



The video search results page includes a thumbnail image, content title, # of segments, and video length.

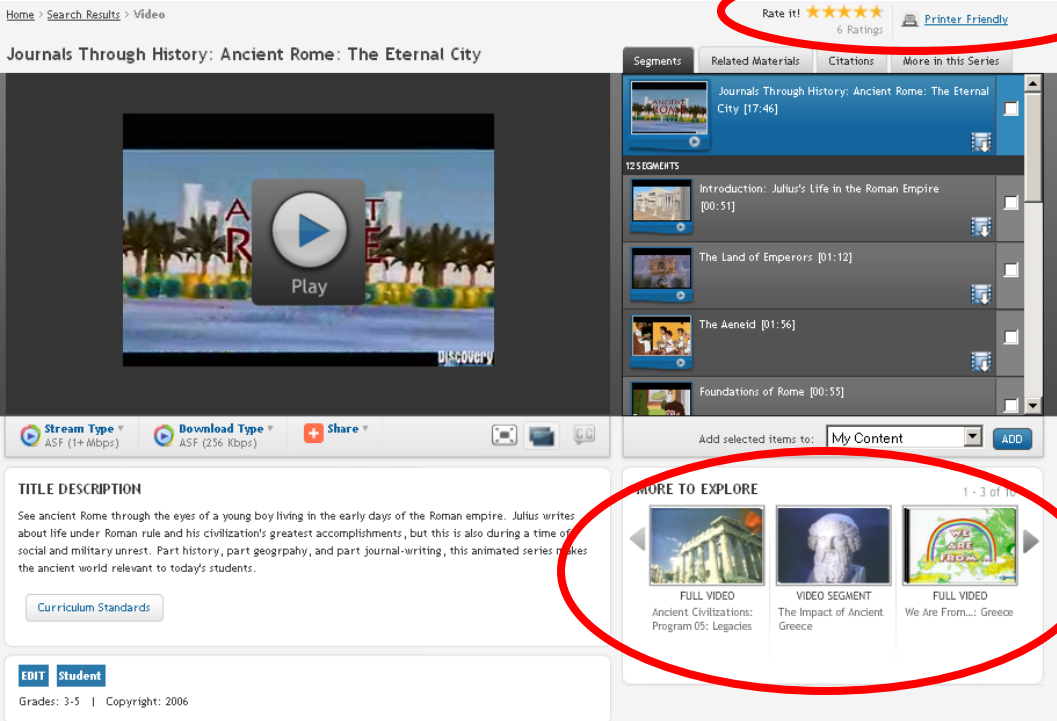
“Roll over” a title to review more information including a description, preview, copyright, and producer and quick links to view curriculum standards or add to My Content.



Full Video Description

All videos have a description with information about the length of the video and shows the number of segments available. Note the ability to generate a “printer friendly” page and rate the content.

You can stream the full video by clicking on the “Play” button  save the video on your computer by right clicking on the “Download” button  and selecting “Save Target As”, or add the file to your “My Content” libraries.



The screenshot shows the video player interface for 'Journals Through History: Ancient Rome: The Eternal City'. At the top right, there is a 'Rate it!' section with five stars and a 'Printer Friendly' link, both circled in red. Below the video player, there is a 'TITLE DESCRIPTION' section with a 'Curriculum Standards' button. To the right of the video player, there is a 'Segments' list with four items: 'Journals Through History: Ancient Rome: The Eternal City [17:46]', 'Introduction: Julius's Life in the Roman Empire [00:51]', 'The Land of Emperors [01:12]', and 'The Aeneid [01:56]'. Below the segments list, there is a 'MORE TO EXPLORE' section with three items: 'FULL VIDEO Ancient Civilizations: Program 05: Legacies', 'VIDEO SEGMENT The Impact of Ancient Greece', and 'FULL VIDEO We Are From... Greece'. The 'MORE TO EXPLORE' section is also circled in red. At the bottom left, there is an 'EDIT' button and a 'Student' button. At the bottom right, there is a 'Grades: 3-5' and 'Copyright: 2006' section.

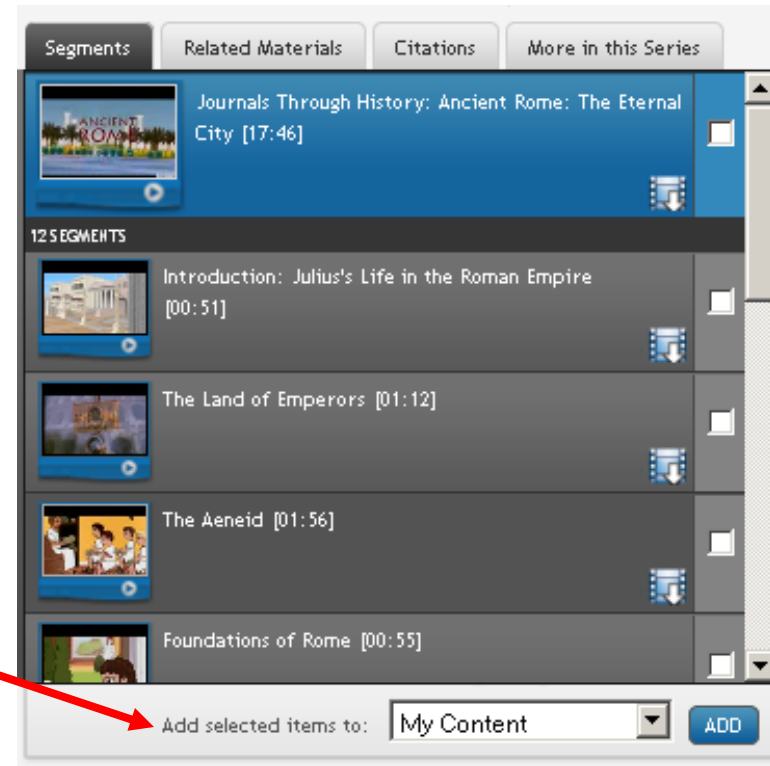
The More to Explore section includes content that is relevant to the selected title.



Video Segments

Video Segments divide the selected video into short segments that can be streamed or downloaded for use with presentations, classroom projects, and student activities.

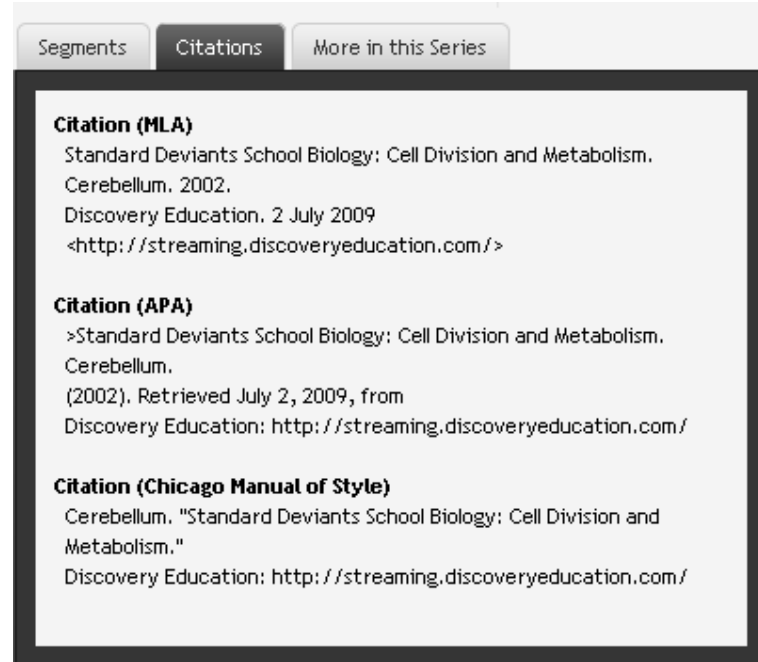
Click on a segment to play or right click on the “Download” icon to save video segments to your computer. Click the drop down box next to “Add selected items to” box if you wish to include the segments in assignments, quizzes, or Playlists in your “My Content” materials.



Citations

Since all of the digital media on the Discovery Education *streaming* site is protected by copyright, it is important to include the proper citations for the videos, images, and articles you download from the site.

The "Citations" tab displays the essential information in three accepted formats. Just copy the data from this page and paste it into your presentation and lesson files.



The screenshot shows a web interface with three tabs: 'Segments', 'Citations', and 'More in this Series'. The 'Citations' tab is active and displays the following information:

Citation (MLA)
Standard Deviants School Biology: Cell Division and Metabolism.
Cerebellum. 2002.
Discovery Education. 2 July 2009
<<http://streaming.discoveryeducation.com/>>

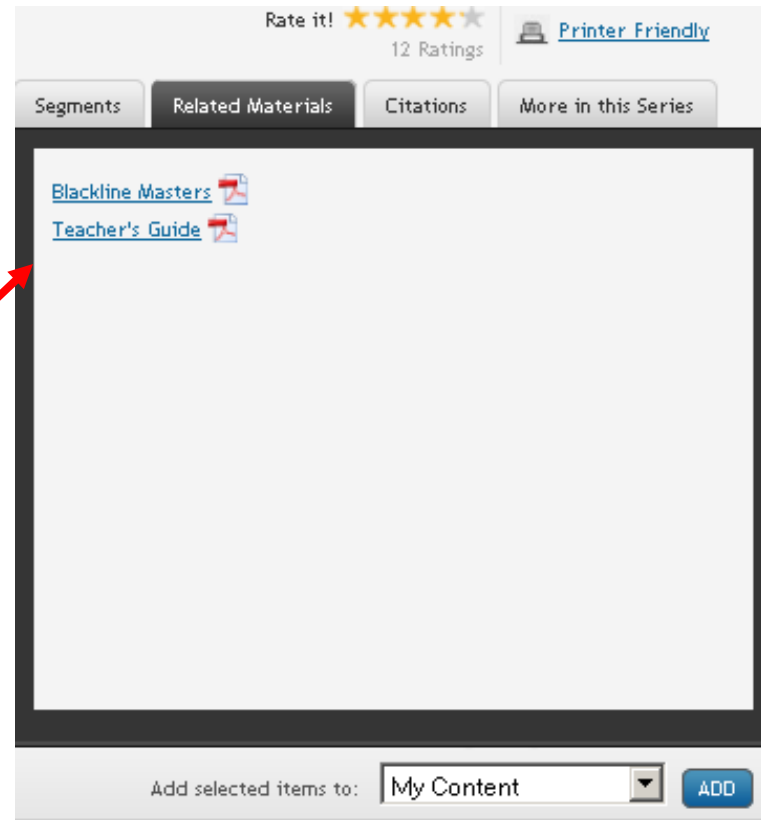
Citation (APA)
>Standard Deviants School Biology: Cell Division and Metabolism.
Cerebellum.
(2002). Retrieved July 2, 2009, from
Discovery Education: <http://streaming.discoveryeducation.com/>

Citation (Chicago Manual of Style)
Cerebellum. "Standard Deviants School Biology: Cell Division and Metabolism."
Discovery Education: <http://streaming.discoveryeducation.com/>



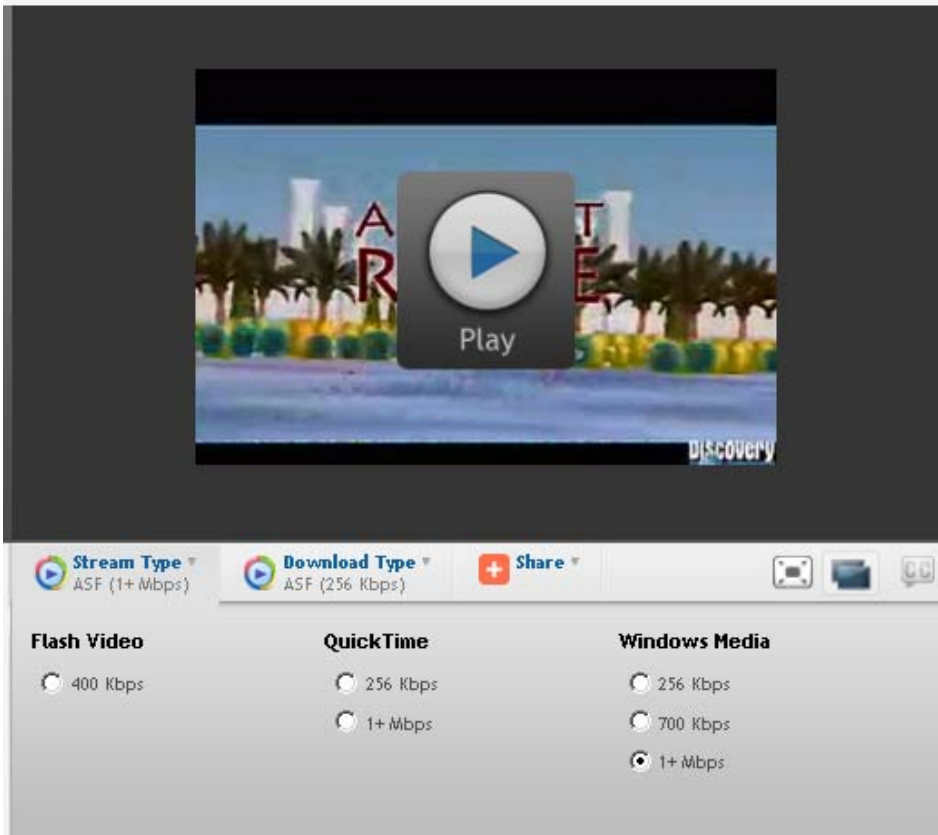
Related Materials

When you click the “Related Materials” tab, you will see links to a variety of resources including Teacher Guides and Blackline Masters.



Media Settings


Journals Through History: Ancient Rome: The Eternal City



The Media Settings controls are located directly under the viewer and give you the ability to enable the closed caption text display and select the media player you prefer to use to stream or download a video.












My Content

 My Content

View: [Trash Bin](#) [Add Folder](#) [Add Content](#)

Results: 1 to 8 of 8 Items per page: Page: 1

 **Cells** Select

Type	Name	Created	Subject	Grade	Action
	Amazing Algae	07/07/2009	Science	K to 5	Select
	Cells	07/07/2009	Science	6 to 8	Select
	Elements of Biology: The Cell	07/07/2009	Science	9 to 12	Select
	Brink: Solar Energy, Stem Cells, and Miracle Fruit	07/07/2009		6 to 12	Select
	Science Investigations: Life Science: Investigating Cells and Genetics	07/07/2009	Science	6 to 8	Select
	The Lives of Cells	07/07/2009		3 to 5	Select
	Seasons in the Cell	07/07/2009	Science	6 to 8	Select
	Comparing Cells	07/07/2009	Science	K to 5	Select

Results: 1 to 8 of 8 Items per page: Page: 1

My Content is a new and versatile space that you can use to organize personal Playlists, assignments, quizzes, and writing prompts as well as share resources with colleagues.



Teacher Center

Teacher Center

Make the most of Discovery Education content with these tools and resources.

streaming

Science Elementary

Science Middle School

Health

CURRICULUM RESOURCES



Calendar

Help students connect the past and present with videos tied to historical events.

[Go To](#)



Lesson Plan Library

Tap into more than 200 lesson plans designed for Discovery Education *streaming* videos.

[Go To](#)



Thematic Focus

Browse weekly teaching topics that include video segments, lesson plans, and student activities.

[Go To](#)



Discovery Education Atlas

Inspired by Discovery Channel's landmark Atlas series, Discovery Education *streaming* gives you a unique video guide to our world.

[Go To](#)

TEACHER COMMUNITY



Discovery Educator Network

Explore resources and community tools for educators - including exclusive content for members.

[Go To](#)



Discovery Education *streaming* Newsletter

Each month, learn about Discovery Education *streaming* events and activities.

[View Newsletter](#)

[Sign Up Now](#)

The Teacher Center contains a variety of instructional resources and tools..



Discovery
EDUCATION
streaming

Assignment Builder

Assignment Builder



Welcome to the Assignment Builder - a tool to help you create Assignments for your students. Your Assignments will be saved in your personalized My Content area. To get started, create a new Assignment or browse the sample Assignments.

Create an Assignment

Build a new Assignment based on curriculum content in *Discovery Education streaming*.

Create New

Search Assignment Library

To search existing Assignments, enter one or more keywords below and click the Search button.

Keyword:

Subject:

Display:

- ☒ My Assignments
- ☒ School Assignments
- ☒ District Assignments
- ☒ DE Assignments

Grade:

Search

My Assignments

Want to see a list of existing Assignments, including those that have been created specifically for your school and district?

View

User's Guide

Your quick-start guide to using the Assignment Builder.

View

With the Assignment Builder, you can create online activities that feature videos, images, encyclopedia articles, and calendar events that you select from the Discovery Education *streaming* libraries. Students visit the Student Center to access these materials.



Quiz Builder

Quiz Builder



Welcome to the Quiz Builder - a tool to help you create Quizzes for your students. Your Quizzes will be saved in your personalized My Content area. To get started, create a new Quiz or search the Quiz Library.

Build a New Quiz

Build a new Quiz based on curriculum content in Discovery Education.

[Create New](#)

Search Quiz Library

The Quiz Library contains more than 2,000 complete Quizzes that you can use. To take advantage of existing Quizzes in the Quiz Library, enter one or more keywords below and click the Search button.

Keyword:

Subject:

Display:

- ☒ My Quizzes
- ☒ School Quizzes
- ☒ District Quizzes
- ☒ DE Quizzes

Grade:

[Search](#)

View My Quizzes

Want to see a list of existing Quizzes, including those that have been created specifically for your school and district?

[View](#)

User's Guide

Your quick-start guide to using the Quiz Builder.

[View](#)

With the Quiz Builder, you can modify existing quizzes or create your own online assessments using digital resources from the Discovery Education *streaming* libraries. As with projects created with the Assignment Builder, students visit the Student Center to access these materials or log into their own student accounts to access assigned quizzes or assignments by their teacher.



Writing Prompt Builder

Writing Prompt Builder



Welcome to the Writing Prompt Builder - a tool to help you create Writing Prompts for your students. Your Writing Prompts will be saved in your personalized My Content area. To get started, create a new Writing Prompts or search the Writing Prompt Library.

Create a Writing Prompt

Build a new Writing Prompt based on curriculum content in Discovery Education.

[Create New](#)

Search Writing Prompt Library

To search existing Writing Prompts, enter one or more keywords below and click the Search button.

Keyword:

Subject:

Display:

- ☒ My Writing Prompts
- ☒ School Writing Prompts
- ☒ District Writing Prompts
- ☒ DE Writing Prompts

Grade:

Type:

[Search](#)

View My Writing Prompts

Want to see a list of existing Writing Prompts, including those that have been created specifically for your school and district?

[View](#)

User's Guide

Your quick-start guide to using the Writing Prompt Builder.

[View](#)

The Writing Prompt Builder provides a tool to let you create your own writing activities using digital images from the Discovery Education *streaming* library. You can use the completed prompts directly from the site or give students access through the Student Center.



My Classrooms

Classroom Manager



Welcome to your classroom manager. This is a tool to help you build and manage your classrooms and assignments.

MY BUILDER TOOLS

- Assignment Builder
- Writing Prompt Builder
- Quiz Builder
- Science Assessment Manager

Assign by Class or Student

Assign by Code or URL

1. Start by [creating a class](#).
2. Use the [Builder Tools](#) to create an assignment and assign to individual class, multiple students or entire class.
Or locate your materials [My Content](#) and assign from there.
3. View results by class/student or edit assignment details by selecting "View Assignments/Results"

[Need Help?](#)

Create a Classroom

Classrooms	Students	Start Date	End Date	Actions
▶ First Period	4	06/01/09	05/31/10	View Assignments/Results Edit Class Delete Class
▶ Second Period	5	07/01/09	06/30/10	View Assignments/Results Edit Class Delete Class

With My Classrooms, you can build and manage your classrooms and assignments. Students visit the Student Center to access these materials.



Calendar

Month July						
SUN	MON	TUE	WED	THU	FRI	SAT
25	26	27	28	29	30	<u>1</u> ★
<u>2</u>	<u>3</u>	<u>4</u> ★	<u>5</u>	<u>6</u>	<u>7</u>	<u>8</u>
<u>9</u>	<u>10</u>	<u>11</u>	<u>12</u>	<u>13</u>	<u>14</u> ★	<u>15</u>
<u>16</u>	<u>17</u>	<u>18</u>	<u>19</u>	<u>20</u>	<u>21</u>	<u>22</u>
<u>23</u>	<u>24</u>	<u>25</u>	<u>26</u>	<u>27</u>	<u>28</u>	<u>29</u>
<u>30</u>	<u>31</u>	1	2	3	4	5

July 4, Independence Day

Independence Day is the United States' national holiday commemorating the approval of the Declaration of Independence by the Continental Congress on July 4, 1776, in Philadelphia, Pennsylvania. At the time of the approval, the U.S. consisted of 13 colonies under the rule of England's King George III. Growing unrest in the colonies over taxation without representation caused the colonists to rebel. When John Hancock, the president of the Continental Congress, signed it, the Declaration was made official.



Full Video

[Declaration of Independence, The: A Foundation of Ideas for a New Age](#)

[Revolutionary War, The: Declarations of Independence](#)



Video Segment

[July 1776: America Gains Its Independence With the Declaration of Independence](#)

[The Founding Fathers Sign the Declaration of Independence](#)

The Calendar tool is a great way to locate videos that are associated with important events in history, prominent people, and commemorative events and cultural celebrations.



Lesson Plan Library

Lesson Plan Library

Select from a listing of all past Lesson Plans, organized by subject area.



Careers/Work Place Skills



English/Language Arts



Health



Mathematics



Research/Study Skills



Science



Social Studies



Teaching Practices



Visual and Performing Arts



World Languages



ISTE Lesson Plans

Choose from over hundreds of full lesson plans created to accompany selected videos in the Discovery Education *streaming* library. The lessons can be downloaded or added to My Content, and most are available in both PDF and Microsoft Word formats.



Downloaded Segments

There are three common ways that you can use downloaded video segments:

Standalone files: Just double-click on the file icons to open the preferred media player to play the segments.

Hyperlinks: Create hyperlinks in most standard applications to link words and pictures to video resources that you wish to add to your lessons.

Embedded Video: Insert video segments directly into documents and slides and view the segments without using a media player.

Hyperlinking

In software applications like Word, PowerPoint, Inspiration, and many others, users can click on defined [hyperlinks](#) to view video segments with a specified media player.

Embedded Video

PowerPoint, AppleWorks, and Keynote are among the software products that allow you to embed video files right onto the pages and slides that you have created:



Implementation Models

There is no single preferred or correct way to use Discovery Education *streaming* digital resources in the classroom or computer lab, and teachers are encouraged to explore all available technology resources to determine the best ways to implement these resources. Here are some common ways that teachers, Media Specialists, and technology coordinators use Discovery Education *streaming* materials:

- Classroom presentations with LCD projectors
- Televisions with scan converters
- Computer labs
- Mobile carts with laptop computers
- Student “stations” and “centers”
- Libraries and Media Centers
- Interactive whiteboards



Teaching Strategies

Some Teaching Strategies to Consider

Create lessons and projects in which students are always actively involved in the viewing process and follow-up activities.

Play segments with sound but without video display; encourage students to listen for details and unique sounds before they write.

Be sure to pose questions or prepare thought-provoking “lesson starters” before viewing to actively engage students.

During student presentations, mute the sound and have students write their own narrations for video segments.

Even with short segments, stop to discuss specific frames in the video or use the still images for writing prompts.

Try creating individualized projects that students can access on “learning centers” in the classroom or computer labs.



Copyright Issues

Protecting Discovery Education *streaming* Content

No video editing software is permitted except for those titles that have been designated as “Editable Content.”

Teachers may keep video files and projects on disks and servers as long as the Discovery Education streaming subscription is current.

Converting digital video to analog format such as VHS cassettes is not allowed—only digital devices may be used.

Students are allowed to keep projects containing video segments in their electronic portfolios if used for demonstration purposes.

Protect the content, especially when creating web pages, so that only subscribers are able to see the video files.

Use the dynamic citations provided with Discovery Education streaming digital media when you cite video resources and support materials.



Professional Development

Professional Development

Make the most of Discovery Education content with these tools and resources.

streaming

Science Elementary

Science Middle School

Health

DE streaming in Action



Teaching Tips

Preview quick technology tips - from hyperlinking to movie making - that will jumpstart your lessons.

[Go To](#)



Trainer's Toolkit

Use these tools to enhance your Discovery Education *streaming* staff development workshops.

[Go To](#)



Discovery Educator Network

Explore resources and community tools for educators - including exclusive content for members.

[Go To](#)



Tech Talk

Use these resources from the Implementation and Support Team to help successfully launch and maintain Discovery Education *streaming*.

[Go To](#)

Digital Media Integration



Best Practices

View Short video segments that profile science teachers and gain exciting strategies for inquiry-based instruction.

[Go To](#)



Interactive Training

Learn to use Discovery Education Science with these self-paced, easy-to-use lessons.

[Go To](#)



Project Demonstrations

Get inspired with these exemplar lesson plans, projects, and tutorials that show you how to integrate Discovery Education *streaming* content with popular software applications.

[Go To](#)



Courses for Credit

View a list of online courses and programs for CEU and graduate credit focused on helping educators teach with Discovery Education *streaming*.

[Go To](#)

WHAT'S NEW

WEBINARS

Jul 14, 2009

Discovery Education streaming
Back to School Preview

Jul 21, 2009

Discovery Education streaming
Back to School Preview

Aug 3, 2009

Digital Storytelling Week:
Thinking Outside the Slide

Aug 4, 2009

Digital Storytelling Week: Digital
Storytelling Made Easy with
Discovery Education Media and
Animoto and PhotoStory

Aug 5, 2009

Digital Storytelling Week:
Director's Cut - Discovery
Education Media and
MovieMaker

Aug 6, 2009

Digital Storytelling Week:
Discovery Education Media and
iMovie

Aug 10, 2009

Leadership Week: The
Information Society is HERE: Are
our schools up to the task?

Aug 11, 2009

Leadership Week: Policies,
Safety and Social Networking

The Professional Development segment of the site is designed to connect users with essential training materials, interactive training modules, and a variety of professional development opportunities.



Discovery
EDUCATION
streaming

Live Online Sessions

Live Online Sessions



What is a Webinar?

- A Webinar is a web-based seminar, such as a presentation or workshop, delivered via the Internet.
- Participants engage directly with a Discovery Education trainer.
- Sessions last for one one hour, and are held regularly at different times each week.

What's New

Webinars

July 25, 2008

1:00 pm Eastern DT
Discovery Education Science - Middle School

July 29, 2008

10:00 am Eastern DT
Florida Webcast - Get Real About AIDS

July 29, 2008

2:00 pm Eastern DT
Florida Webcast - Get Real About AIDS

July 29, 2008

7:00 pm Eastern DT
Ten Things You Didn't Know You Could Do with a Video Clip (and Two You Did)

August 1, 2008

1:00 pm Eastern DT
Discovery Education Assessment: Response to Intervention

August 5, 2008

7:00 pm Eastern DT
50 Ways to Spin a Digital Story

August 12, 2008

7:00 pm Eastern DT
Building a Bigger Builder - Your Guide to The DE *streaming* Tools

August 22, 2008

1:00 pm Eastern DT
Discovery Education Professional Development opportunities

August 22, 2008

1:00 pm Eastern DT
Discovery Education Science - Elementary school

August 26, 2008

7:00 pm Eastern DT
Teacher Center Tips: Discovery Atlas Interactive Maps & More

August 29, 2008

1:00 pm Eastern DT
Discovery Education PowerMediaPlus

[Register here!](#)

Web-based training sessions called “Webinars” allow users from across the country to participate in sessions covering topics such as digital storytelling, WebQuests, and many other areas of interest.



Trainer's Toolkit

Trainer's Toolkit

Discovery Education offers a wealth of resources to help you plan and implement effective Discovery Education *streaming* staff development sessions for your school or district.



QuickStart Guide

Introduce Discovery Education *streaming* to teachers with this quick, easy guide. From playing and saving videos to using the tools in Teacher Center, the QuickStart Guide covers it all.

[Color PDF](#) [B&W PDF](#)



User Guide

Learn more about Discovery Education *streaming* features and navigation with this comprehensive User Guide.

[Download the User Guide](#)



Training Guide

Distribute printed copies of the Training Guide to staff developers. This document addresses training strategies, troubleshooting, training set up, and more.

[View the Training Guide](#)

[Training Guide Presentation](#)



DiscoverySchool

Visit the Teacher Store at discoveryschool.com to stock your school library with videos, DVDs, CD-ROM products.

[Go To DiscoverySchool.com](#)



PowerPoint Presentations

Use these PowerPoint presentations in a workshop to provide an overview of Discovery Education *streaming* or introduce new features.

[Full Training Presentation](#)



Instructor-led Workshops

Schedule a fee-based, in-school workshop facilitated by a Discovery-certified instructor, or use these sample agendas to facilitate your own Discovery Education *streaming* workshop.

[1-Hour Agenda](#) [Half-Day Agenda](#)

[2-Hour Agenda](#) [Full-Day Agenda](#)



Integration Ideas

Enhance teaching and learning in your classroom with 50 practical technology integration ideas.

[View Integration Ideas PDF](#)



Passcode Flyer

Promote Discovery Education *streaming* at your school with this helpful flyer. Add school passcode information and distribute it in teachers' mailboxes.

[Download PDF](#)

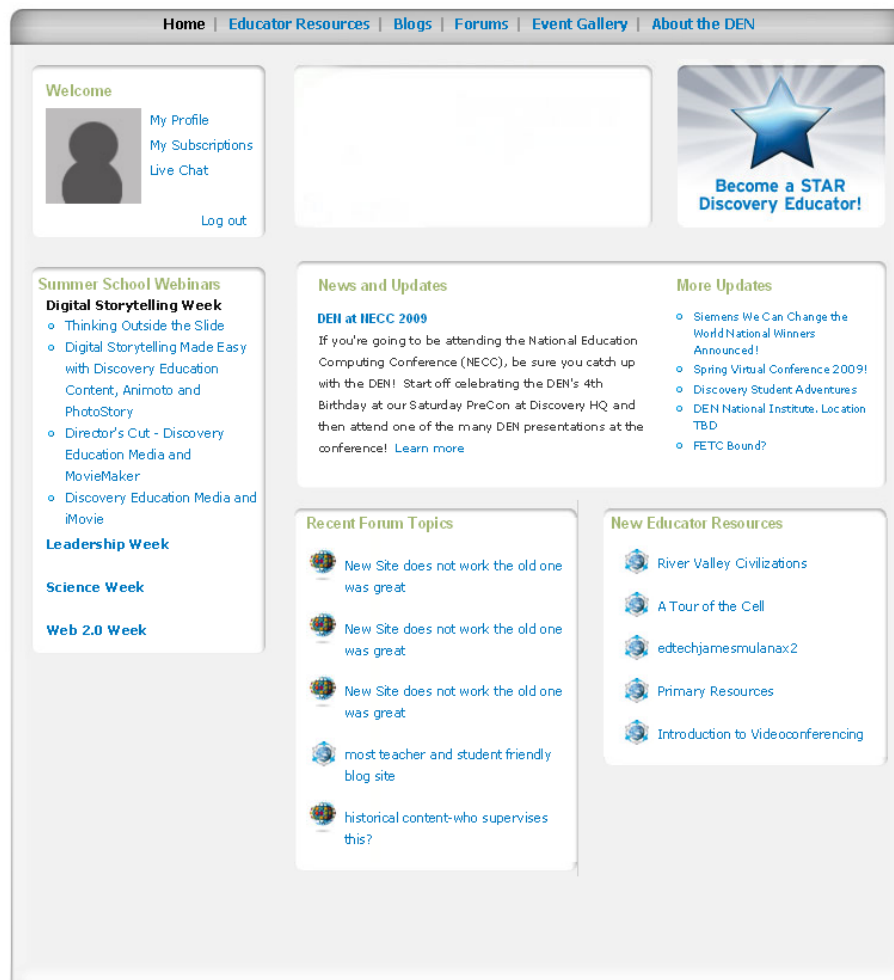
Download one-page information sheets and instruction guides.

- » [Resources for Staff Developers](#)
- » [Resources for Educators](#)
- » [Adobe Photoshop & Premiere](#)
- » [Assignment Builder](#)
- » [Audio Files](#)
- » [Blackboard](#)
- » [Closed Captioning \(Mac\)](#)
- » [Closed Captioning \(PC\)](#)
- » [Creating Hyperlinks](#)
- » [Digital Storytelling](#)
- » [eInstruction](#)
- » [Embedding Videos](#)
- » [Google Earth](#)
- » [Google SketchUp](#)
- » [iMovie](#)
- » [Inspiration](#)
- » [Movie Maker](#)
- » [PhotoStory](#)
- » [Quiz Builder](#)
- » [SMART Notebook](#)
- » [Timeliner](#)
- » [WebQuests](#)

The Trainer's Toolkit section of the site is the place to find all of the essential documents and materials that you can share with colleagues during workshops and presentations



Discovery Educator Network



The Discovery Educator Network is a community of active Discovery Education *streaming* users who share their expertise with colleagues and participate in regional and national professional development events

