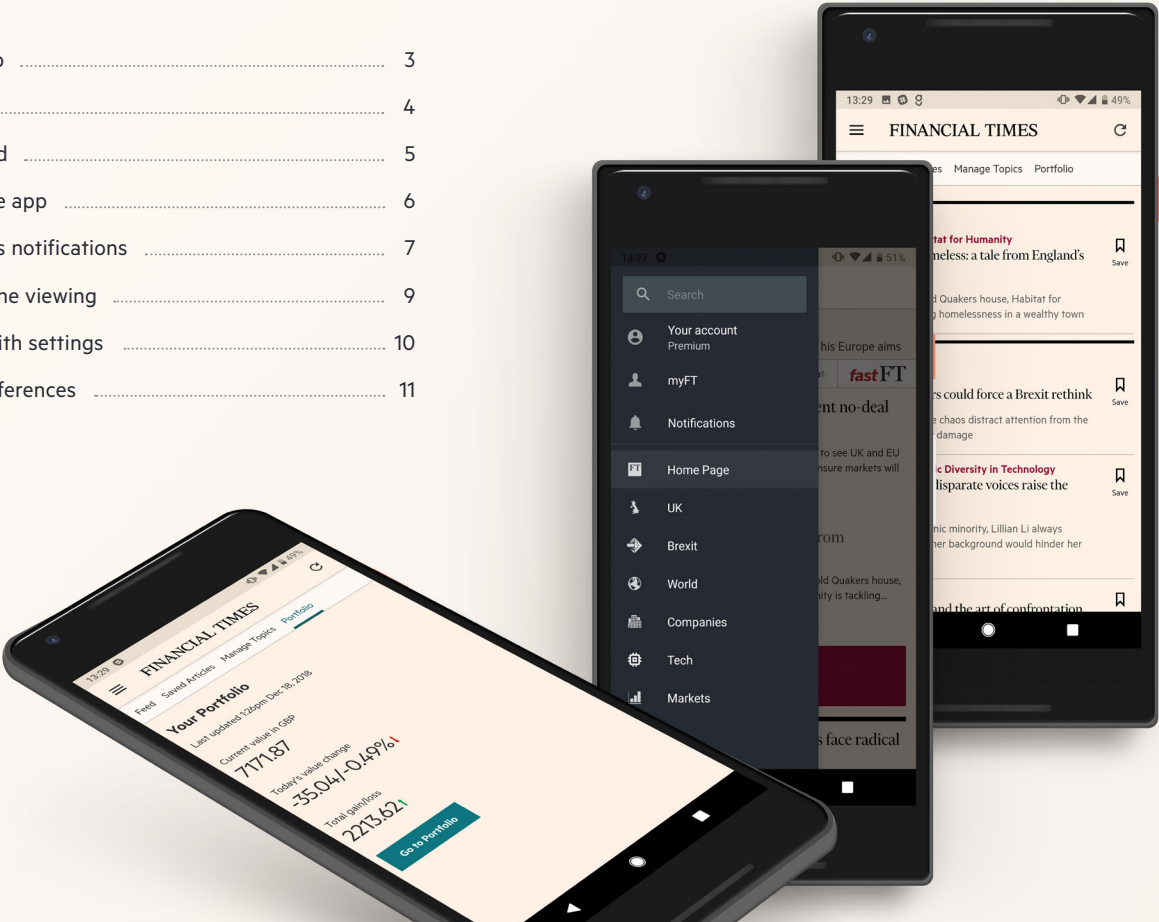


# A guide to the **FT** app

Android Mobile App

# Contents

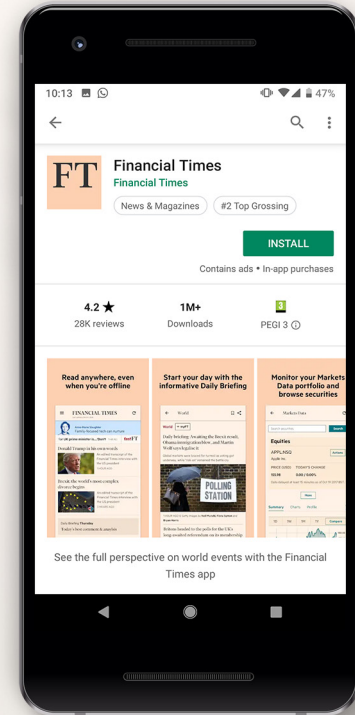
- 1. Download the FT app ..... 3
- 2. Sign in ..... 4
- 3. Find your way around ..... 5
- 4. Manage myFT on the app ..... 6
- 5. Set up breaking news notifications ..... 7
- 6. Save articles for offline viewing ..... 9
- 7. Customise the app with settings ..... 10
- 8. Set your reading preferences ..... 11



1

# Download the FT app

Open the Google Play store on your mobile device and search 'Financial Times' to download the app.



# 2

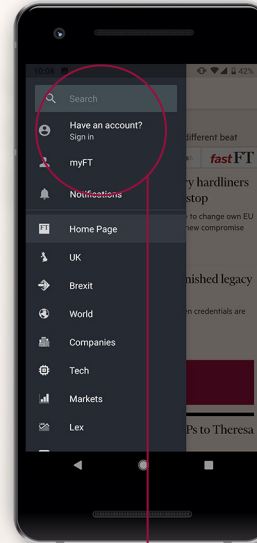
## Sign in

Open the Menu and select **'Have an account'**

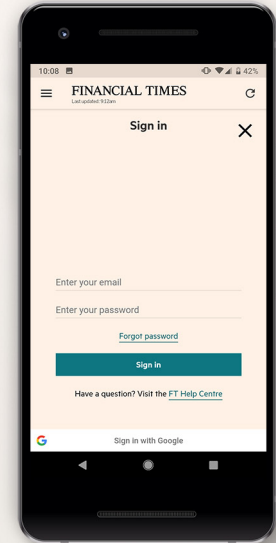
Enter your FT.com email and password.

If you've forgotten your password, you can reset your password at [reset-password.ft.com/reset-password](https://reset-password.ft.com/reset-password)

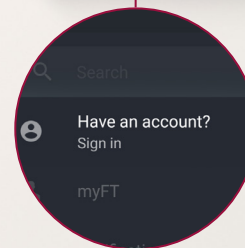
1



2



Enter your FT.com email and password



# 3

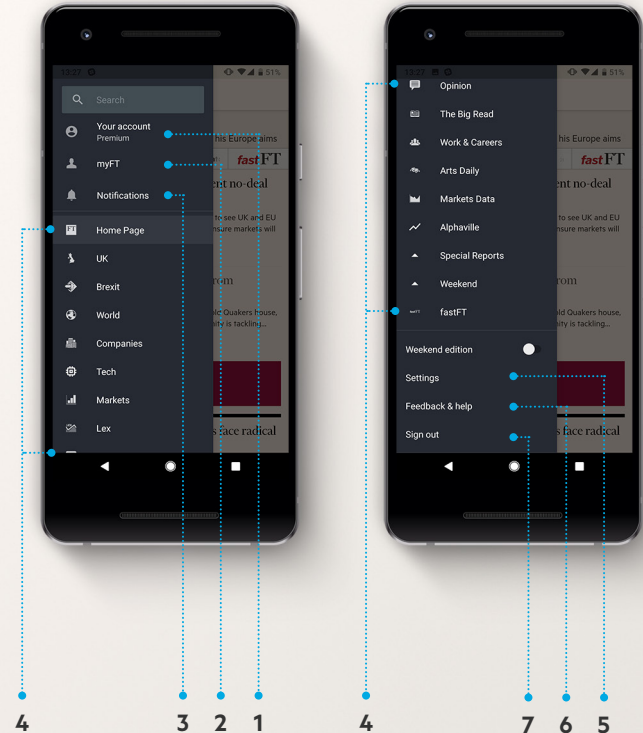
## Find your way around

When you first log in, you will see the global homepage. You can scroll through today's top stories or find the following features in the main menu:

1. Your account
2. myFT
3. Notifications
4. Sections of the FT
5. Settings
6. Feedback & help
7. Sign out

1

2 scrolled



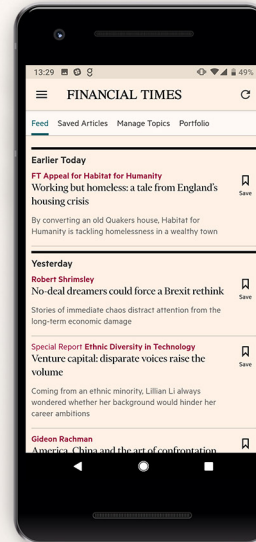
# 4

## Manage *myFT* on the app

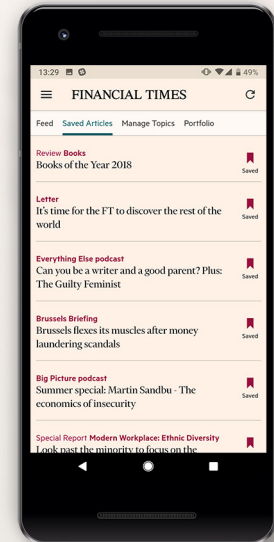
You can now manage your myFT settings directly in the FT mobile app. Click on **'myFT'** to do the following:

1. View articles on your myFT topics in a list view
2. Save articles and view in a list
3. Add, remove or view your myFT topics
4. Stay updated on your portfolio

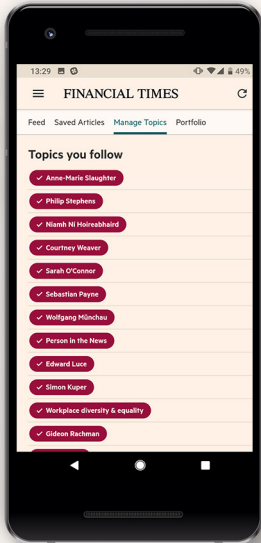
1



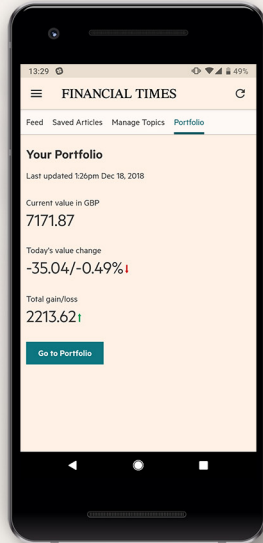
2



3



4



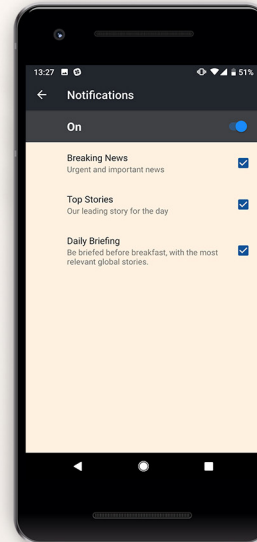
# 5

## Set up notifications

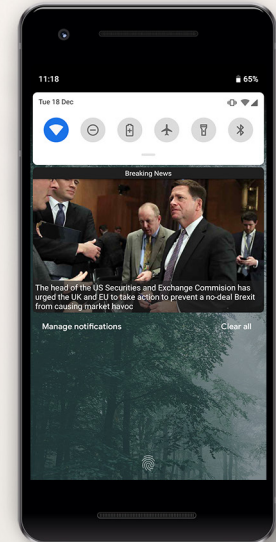
From the main menu, click '**Notifications**'. Here you can choose to set three types of push notifications:

1. **Breaking News** - receive a notification on urgent and important news
2. **Top Stories** - receive a notification every day with our leading story
3. **Daily Briefing** - Be briefed before breakfast, with the most relevant global stories

1



2

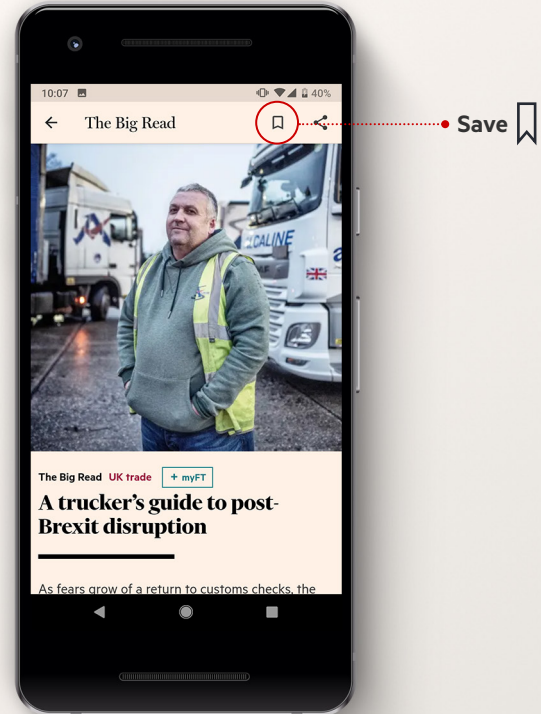


# 6

## Save articles for offline viewing

On any article, click the save button to make the article readily available offline - a great option for reading during your commute.

View all of your saved articles listed in **myFT**.

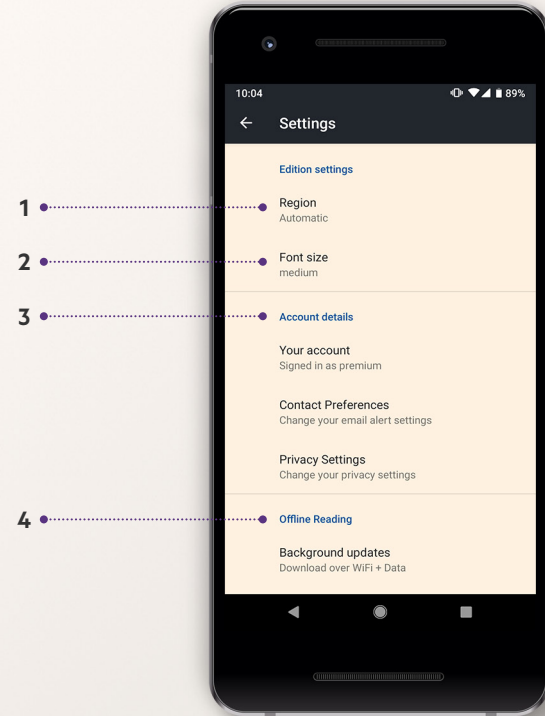


# 7

## Customise the app with settings

There are several ways that you can customise the app to make reading on the go a personalised experience. Under settings, you can:

1. Set a regional homepage
2. Set article font size
3. View account details
4. Set your offline reading preferences

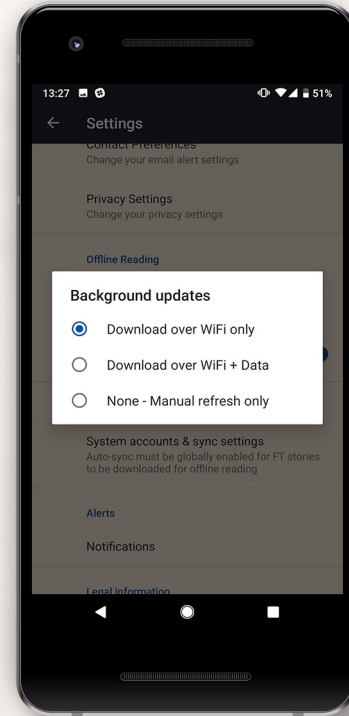


# 8

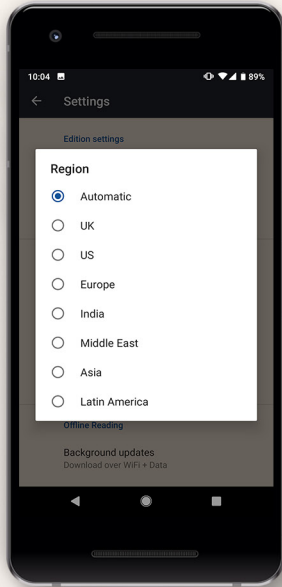
## Set your reading preferences

In the Settings menu, you can do the following to personalise your experience on the app:

1. **Set background updates for offline reading**
2. **Set your regional edition**
3. **Change the article font size**

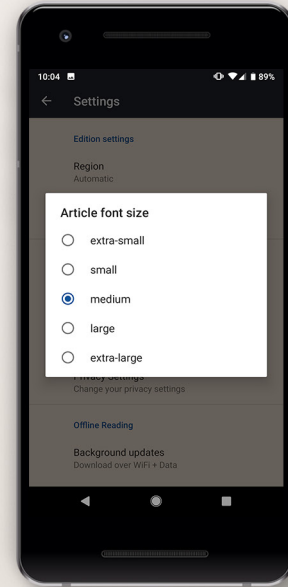


## Set your regional edition



When downloading the app, your homepage will default to showing the latest global headlines. Click **'Regional edition'** to select a homepage that features the headlines from your region.

## Set your article font size



For easier reading, you can choose to change the size of font displayed on article pages. Click **'Article font size'** to increase or decrease the size of font.



## About the Financial Times

The Financial Times has been one of the world's leading business intelligence providers and most trusted news organisations for over 125 years. We hold true to our values of integrity, authority and accuracy, reporting without fear or favour across the globe.

For more information visit [ft.com](https://www.ft.com)