

lamresponding presentation

Fortuna Fire Department training

Login for the downtown computer

- AGENCY NAME: FORTUNA
- MEMBER USERNAME:
fortuna@fortunafire.com
- MEMBER PASSWORD: FVFD1904



FORTUNA FIRE PROT

4:49:30

Wednesday, April 30, 2014

CALL (877) 733-7184 TO RESPOND

RESPONSE CODES

RESPOND NOW

SIGN OUT

SCHEDULE

ADMINISTRATIVE FUNCTIONS

PRINT SCREEN

CLEAR 'NOW RESPONDING'

HELP

az Now Responding Position Responding To Called At ETA Before

Dispatch Information

Upcoming Events

Response codes

After you dial your assigned phone number and hear the automated voice say "Enter one through nine", entering the following numbers on your telephone will control what will appear in the *Responding to* column on your home page:

- 1 - MAIN
- 2 - CMPHGTS
- 3 - HYDES
- 4 - CANCELLED
- 5 - AVAIL
- 6 - UNAVAIL
- 7 - Scene
- 8 - Scene/Delay
- 9 - Station
- Default - Station

Each member can customize their own default *responding to* location, by selecting any of the above choices within the applicable field in their member profile.

Close

Print

VIEW / EDIT

OPTIONS

4.6.14 NEW FEATURES AND NEWS! Click [here!](#)

iOS App Quick start guide [here](#)

Android APP Quick start guide [here](#)

CLEAR NOW

OPTIONS

©2007-2010 COPYRIGHT. ALL RIGHTS RESERVED

7400 7401 7402 7415 7416 7422 723 7428 7433 7459 7467 7471 7472 7474 7481 7482



FORTUNA FIRE PROT

4:46:30

Wednesday, April 30, 2014

CALL (877) 733-7184 TO RESPOND

RESPONSE CO

RESPOND NOW

SIGN OUT

SCHEDULE

ADMINISTRATIVE FUNCTIONS

PRINT SCREEN

CLEAR 'NOW RESPONDING'

HELP

az Now Responding Position Responding To Called At ETA Before

Dispatch Information

Upcoming Events

VIEW / EDIT OPTIONS

4.6.14 NEW FEATURES AND NEWS! Click [here](#)!

iOS App Quick start guide [here](#)

Android APP Quick start guide [here](#)

CLEAR NOW OPTIONS

©2007-2010 COPYRIGHT. ALL RIGHTS RESERVED

7400 7401 7402 7415 7416 7422 723 7428 7433 7459 7467 7471 7472 7474 7481 7482

Done

Internet | Protected Mode: On

100%

4:46 AM
4/30/2014

IamResponding.com - Know Immediately who is responding to your dispatch as soon as the pagers g - Windows Internet Explorer

http://iamresponding.com/v3/agency/def.aspx

PG&E Intranet Search

File Edit View Favorites Tools Help

Favorites Web Slice Gallery

IamResponding.com - Know Immediately who is ...

Home Print Page Safety Tools

iamresponding.com Emergency Responder Reply System™

FORTUNA FIRE PROT

4:57:39
Wednesday, April 30, 2014

CALL (877) 733-7184 TO RESPOND **RESPONSE CODES** **RESPOND NOW** **SIGN OUT**

SCHEDULE **ADMINISTRATIVE FUNCTIONS** **PRINT SCREEN** **CLEAR 'NOW RESPONDING'** **HELP**

az	Now Responding	Position	Responding To	Called At	ETA Before

Dispatch Information **Upcoming Events**

VIEW / EDIT **OPTIONS**

4.6.14 NEW FEATURES AND NEWS! Click [here](#)!

iOS App Quick start guide [here](#)

Android APP Quick start guide [here](#)

CLEAR NOW **OPTIONS**

©2007-2010 COPYRIGHT. ALL RIGHTS RESERVED

7400 7401 7402 7415 7416 7422 723 7428 7433 7459 7467 7471 7472 7474 7481 7482

iamresponding training 5/8/14

Done

Internet | Protected Mode: On

100%

4:57 AM
4/30/2014



FORTUNA FIRE PROT

3:46:50

Wednesday, April 30, 2014

CALL (877) 733-7184 TO RESPOND

RESPONSE CODES

RESPOND NOW

SIGN OUT

SCHEDULE

ADMINISTRATIVE FUNCTIONS

PRINT SCREEN

CLEAR 'NOW RESPONDING'

HELP

Dispatch Information

Upcoming Events

az Now Responding Position Responding To Called At ETA Before

VIEW / EDIT OPTIONS

4.6.14 NEW FEATURES
AND NEWS! Click [here](#)!

iOS App Quick start guide
[here](#)

Android APP Quick start
guide [here](#)

CLEAR NOW OPTIONS

©2007-2010 COPYRIGHT. ALL RIGHTS RESERVED

7400 7401 7402 7415 7416 7422 7423 7428 7433 7459 7467 7471 7472 7474 7481 7482



FORTUNA FIRE PROT

3:51:51
Wednesday, April 30, 2014

ADMINISTRATIVE FUNCTIONS

SIGN OUT

HOME

MAIN ADMINISTRATIVE PAGE

HELP

Welcome To Administrative Section

EDIT A MEMBER

MESSAGE SCROLL

SEND MESSAGES

MANAGE GROUPS

MEMBER ROSTER

REPORTS

SYSTEM TIONS

APPARATUS STATUS

EXPIRATION TRACKER

ATTENDANCE & SERVICE
TRACKER

Only those functions for which you have privileges will operate. Privileges may only be modified through the Edit A Member function.

TERMS OF USE

www.iamresponding.com

© 2007-2010 COPYRIGHT. ALL RIGHTS RESERVED.



ADMINISTRATIVE FUNCTIONS

SIGN OUT

HOME

MAIN ADMINISTRATIVE PAGE

HELP

Welcome To Administrative Section

This is where you may set up and track attendance at classes (formal classes attended by your members), events (such as meetings, fundraisers, etc), training and drills, and emergency incidents. Within each of the sections below, you may also track service award points.

Within each category, you create either a class, event, drill or incident, and then you may track who attended or completed each selected class, event, drill, etc. There is also a miscellaneous section for assigning service award points for other custom-entered items. Simply click on what you want to do, and then follow the additional on screen directions.

Manage Classes

[Add/Edit/Delete Class Names & Details](#). You can also [Add class completions for groups](#) and [Add/Edit class completions for individuals](#)

Manage Events

This is where you can [create an event and attendance](#) and also [Edit/Delete an Event and Attendance](#)

Manage Training / Drills

This is where you can [Create a Drill and Attendance](#) and you can also [Edit/Delete a Drill and Attendance](#)

Manage Incidents (Fire, EMS/Other)

This is where you can [Add an Incident and Attendance](#) and [Edit/Delete Incidents and Attendance](#)

Manage Misc. Service Points

This is where you can [Add/Edit/Delete Categories](#), you can also [Add Points by Group](#) and [Add/Edit Points by Individuals](#)

TERMS OF USE

www.iamresponding.com

© 2007-2010 COPYRIGHT. ALL RIGHTS RESERVED.



FORTUNA FIRE PROT

3:55:21
Wednesday, April 30, 2014

ADMINISTRATIVE FUNCTIONS

SIGN OUT

HOME

MAIN ADMINISTRATIVE PAGE

HELP

Welcome To Administrative Section

CLASSES

Add/Edit/Delete class names & details

Add class completions for groups

Add/Edit class completions for individuals

EVENTS

Create an event and attendance

Edit/Delete an event and attendance

TRAINING/DRILLS

Create a drill and attendance

Edit/Delete a drill and attendance

INCIDENTS
(FIRE/EMS/OTHER)

Add an incident and attendance

Edit/Delete incidents and attendance

MISC. SERVICE POINTS

Add/Edit/Delete categories

Add points by groups

Add/Edit/Delete points by individuals

#1



This is where you can create incidents, import dispatch information, and add attendance at these incidents.

Step 1

Step 2

Step 3

Step 4

Step 5

Step 6

Step 7

Step 8

#3



Next

☒ I will manually enter a description of the incident

☐ Import a description

- ☐ Import original dispatch text
- ☐ Import dispatch parsed for on screen view
- ☐ Import dispatch parsed for text message view
- ☐ Import dispatch parsed for email view

#2



Import

Description:

TERMS OF USE

www.iamresponding.com

© 2007-2010 COPYRIGHT. ALL RIGHTS RESERVED.

Done

Internet | Protected Mode: On

100%

3:55 AM
4/30/2014



FORTUNA FIRE PROT

3:58:01
Wednesday, April 30, 2014

SIGN OUT

ADMINISTRATIVE FUNCTIONS

HOME

MAIN ADMINISTRATIVE PAGE

HELP

Welcome To Administrative Section

CLASSES

Add/Edit/Delete class names & details

Add class completions for groups

Add/Edit class completions for individuals

EVENTS

Create an event and attendance

Edit/Delete an event and attendance

TRAINING/DRILLS

Create a drill and attendance

Edit/Delete a drill and attendance

INCIDENTS

(FIRE/EMS/OTHER)

Add an incident and attendance

Edit/Delete incidents and attendance

MISC. SERVICE POINTS

Add/Edit/Delete categories

Add points by groups

Add/Edit/Delete points by individuals

This is where you can create incidents, import dispatch information, and add attendance at those incidents.

Step 1

Step 2

Step 3

Step 4

Step 5

Step 6

Step 7

Step 8

Next

Incident date:

04/30/2014



Incident number:

Enter the applicable times

• Dispatch time

• Arrival time

• Scene cleared

TERMS OF USE

www.iamresponding.com

© 2007-2010 COPYRIGHT. ALL RIGHTS RESERVED.

Done

Internet | Protected Mode: On



100%

3:58 AM
4/30/2014



FORTUNA FIRE PROT

4:00:46
Wednesday, April 30, 2014

ADMINISTRATIVE FUNCTIONS

SIGN OUT

HOME

MAIN ADMINISTRATIVE PAGE

HELP

Welcome To Administrative Section

CLASSES

Add/Edit/Delete class names & details

Add class completions for groups

Add/Edit class completions for individuals

EVENTS

Create an event and attendance

Edit/Delete an event and attendance

TRAINING/DRILLS

Create a drill and attendance

Edit/Delete a drill and attendance

INCIDENTS
(FIRE/EMS/OTHER)

Add an incident and attendance

Edit/Delete incidents and attendance

MISC. SERVICE POINTS

Add/Edit/Delete categories

Add points by groups

Add/Edit/Delete points by individuals

This is where you can create incidents, import dispatch information, and add attendance at those incidents.

Step 1

Step 2

Step 3

Step 4

Step 5

Step 6

Step 7

Step 8

Select the nature of the incident

Add New

Edit Current

Delete Current

Next

TERMS OF USE

www.iamresponding.com

© 2007-2010 COPYRIGHT. ALL RIGHTS RESERVED.



FORTUNA FIRE PROT

4:01:41
Wednesday, April 30, 2014

ADMINISTRATIVE FUNCTIONS

SIGN OUT

HOME

MAIN ADMINISTRATIVE PAGE

HELP

Welcome To Administrative Section

CLASSES

Add/Edit/Delete class names & details

Add class completions for groups

Add/Edit class completions for individuals

EVENTS

Create an event and attendance

Edit/Delete an event and attendance

TRAINING/DRILLS

Create a drill and attendance

Edit/Delete a drill and attendance

INCIDENTS
(FIRE/EMS/OTHER)

Add an incident and attendance

Edit/Delete incidents and attendance

MISC. SERVICE POINTS

Add/Edit/Delete categories

Add points by groups

Add/Edit/Delete points by individuals

TERMS OF USE

This is where you can create incidents, import dispatch information, and add attendance at those incidents.

Step 1

Step 2

Step 3

Step 4

Step 5

Step 6

Step 7

Step 8

Next

Select the nature of the incident

- 1 Fire
- 10 Fire, other
- 100 Fire, other.
- 11 Structure Fire
- 110 Structure fire, other (Conversion only).
- 111 Building fire.
- 112 Fires in structure other than in a building.
- 113 Cooking fire, confined to container.
- 114 Chimney or flue fire, confined to chimney or flue.
- 115 Incinerator overload or malfunction, fire confined.
- 117 Commercial Compactor fire, confined to rubbish.
- 118 Trash or rubbish fire, contained.
- 12 Fire in mobile property used as a fixed structure
- 120 Fire in mobile property used as a fixed structure, other.
- 121 Fire in mobile home used as fixed residence.
- 122 Fire in motor home, camper, recreational vehicle.
- 123 Fire in portable building, fixed location.
- 13 Mobile property (vehicle) fire
- 130 Mobile property (vehicle) fire, other.
- 131 Passenger vehicle fire.
- 132 Road freight or transport vehicle fire.
- 133 Rail vehicle fire.
- 134 Water vehicle fire.
- 135 Aircraft fire.
- 136 Self-propelled motor home or recreational vehicle.
- 137 Camper or recreational vehicle (RV) fire.
- 138 Off-road vehicle or heavy equipment fire.
- 14 Natural vegetation fire
- 140 Natural vegetation fire, other.

© 2007-2010 COPYRIGHT. ALL RIGHTS RESERVED.



FORTUNA FIRE PROT

4:08:49
Wednesday, April 30, 2014

SIGN OUT

ADMINISTRATIVE FUNCTIONS

HOME

MAIN ADMINISTRATIVE PAGE

HELP

Welcome To Administrative Section

CLASSES

Add/Edit/Delete class names & details

Add class completions for groups

Add/Edit class completions for individuals

EVENTS

Create an event and attendance

Edit/Delete an event and attendance

TRAINING/DRILLS

Create a drill and attendance

Edit/Delete a drill and attendance

INCIDENTS
(FIRE/EMS/OTHER)

Add an incident and attendance

Edit/Delete incidents and attendance

MISC. SERVICE POINTS

Add/Edit/Delete categories

Add points by groups

Add/Edit/Delete points by individuals

This is where you can create incidents, import dispatch information, and add attendance at those incidents.

Step 1

Step 2

Step 3

Step 4

Step 5

Step 6

Step 7

Step 8

Next

Enter the address

Street

City Town Village

Select

Add New

Edit Current

Delete Current

State

California

TERMS OF USE

www.iamresponding.com

© 2007-2010 COPYRIGHT. ALL RIGHTS RESERVED.



FORTUNA FIRE PROT

4:11:07
Wednesday, April 30, 2014

ADMINISTRATIVE FUNCTIONS

SIGN OUT

HOME

MAIN ADMINISTRATIVE PAGE

HELP

Welcome To Administrative Section

CLASSES

Add/Edit/Delete class names & details

Add class completions for groups

Add/Edit class completions for individuals

EVENTS

Create an event and attendance

Edit/Delete an event and attendance

TRAINING/DRILLS

Create a drill and attendance

Edit/Delete a drill and attendance

INCIDENTS

(FIRE/EMS/OTHER)

Add an incident and attendance

Edit/Delete incidents and attendance

MISC. SERVICE POINTS

Add/Edit/Delete categories

Add points by groups

Add/Edit/Delete points by individuals

This is where you can create incidents, import dispatch information, and add attendance at those incidents.

Step 1

Step 2

Step 3

Step 4

Step 5

Step 6

Step 7

Step 8

#3

Next

Who attended this incident

You must select either, both or neither of the following 2 boxes to assist with this entry:



Automatically pre-select every member who was on duty at the time of the incident (you must have a dispatch time entered in Step #2).



Automatically pre-select every member who called into the system as responding within 15 minutes after the time of the incident (you must have a dispatch time entered in Step #2).

#2

Andersen, Manuel
Baldwin, Jeff
Berti, Mel
Brown, Rus
Colby, Jim
Collings, Jared
Conley, Kyle
Dean, Jeremy
Diaz, Carlos
Dill, Daniel

TERMS OF USE

www.iamresponding.com

© 2007-2010 COPYRIGHT. ALL RIGHTS RESERVED.

Done

Internet | Protected Mode: On

100%

4:11 AM
4/30/2014



FORTUNA FIRE PROT

4:20:23
Wednesday, April 30, 2014

ADMINISTRATIVE FUNCTIONS

SIGN OUT

HOME

MAIN ADMINISTRATIVE PAGE

HELP

Welcome To Administrative Section

CLASSES

Add/Edit/Delete class names & details

Add class completions for groups

Add/Edit class completions for individuals

EVENTS

Create an event and attendance

Edit/Delete an event and attendance

TRAINING/DRILLS

Create a drill and attendance

Edit/Delete a drill and attendance

INCIDENTS

(FIRE/EMS/OTHER)

Add an incident and attendance

Edit/Delete incidents and attendance

MISC. SERVICE POINTS

Add/Edit/Delete categories

Add points by groups

Add/Edit/Delete points by individuals

This is where you can create incidents, import dispatch information, and add attendance at those incidents.

#1

Step 2

Step 3

Step 4

Step 5

Step 6

Step 7

Step 8

#2

Next

Number of service award points for incident attendees

1 0

Please note: if your members only receive points based on a percentage of incidents attended, then do not enter any points in this field

TERMS OF USE

www.iamresponding.com

© 2007-2010 COPYRIGHT. ALL RIGHTS RESERVED.



FORTUNA FIRE PROT

4:33:48
Wednesday, April 30, 2014

ADMINISTRATIVE FUNCTIONS

SIGN OUT

HOME

MAIN ADMINISTRATIVE PAGE

HELP

Welcome To Administrative Section

CLASSES

Add/Edit/Delete class names & details

Add class completions for groups

Add/Edit class completions for individuals

EVENTS

Create an event and attendance

Edit/Delete an event and attendance

TRAINING/DRILLS

Create a drill and attendance

Edit/Delete a drill and attendance

INCIDENTS
(FIRE/EMS/OTHER)

Add an incident and attendance

Edit/Delete incidents and attendance

MISC. SERVICE POINTS

Add/Edit/Delete categories

Add points by groups

Add/Edit/Delete points by individuals

TERMS OF USE

www.iamresponding.com

© 2007-2010 COPYRIGHT. ALL RIGHTS RESERVED.

This is where you can create incidents, import dispatch information, and add attendance at those incidents.

Step 1

Step 2

Step 3

Step 4

Step 5

Step 6

Step 7

Step 8

Select the vehicles that responded to this event

7400
7401
7402
7415
7416
7422
7423
7428
7433
7459

Next

IamResponding.com - Know Immediately who is responding to your dispatch as soon as the pagers g - Windows Internet Explorer

http://iamresponding.com/v3/ServiceTracker/CreateEditIncidents.aspx

PG&E Intranet Search

File Edit View Favorites Tools Help

Favorites Web Slice Gallery

IamResponding.com - Know Immediately who is ...

Page Safety Tools

iamresponding.com FORTUNA FIRE PROT

Emergency Responder Reply System

4:36:59
Wednesday, April 30, 2014

SIGN OUT

ADMINISTRATIVE FUNCTIONS

HOME MAIN ADMINISTRATIVE PAGE HELP

Welcome To Administrative Section

CLASSES

- Add/Edit/Delete class names & details
- Add class completions for groups
- Add/Edit class completions for individuals

EVENTS

- Create an event and attendance
- Edit/Delete an event and attendance

TRAINING/DRILLS

- Create a drill and attendance
- Edit/Delete a drill and attendance

INCIDENTS (FIRE/EMS/OTHER)

- Add an incident and attendance
- Edit/Delete incidents and attendance

MISC. SERVICE POINTS

- Add/Edit/Delete categories
- Add points by groups
- Add/Edit/Delete points by individuals

TERMS OF USE

www.iamresponding.com

© 2007-2010 COPYRIGHT. ALL RIGHTS RESERVED.

Internet | Protected Mode: On

100%

4:37 AM
4/30/2014

This is where you can create incidents, import dispatch information, and add attendance at those incidents.

Step 1 Step 2 Step 3 Step 4 Step 5 Step 6 Step 7 Step 8

#1

Enter any optional notes here

Chief 7400 was on scene of a White Toyota Corolla that was upside down in a ditch on US 101 at Main St. 7474 arrived and perform extraction and 7415 performed traffic control.

#2

Save

Cancel



FORTUNA FIRE PROT

4:38:18
Wednesday, April 30, 2014

ADMINISTRATIVE FUNCTIONS

SIGN OUT

HOME

MAIN ADMINISTRATIVE PAGE

HELP

Welcome To Administrative Section

CLASSES

Add/Edit/Delete class names & details

Add class completions for groups

Add/Edit class completions for individuals

EVENTS

Create an event and attendance

Edit/Delete an event and attendance

TRAINING/DRILLS

Create a drill and attendance

Edit/Delete a drill and attendance

INCIDENTS

(FIRE/EMS/OTHER)

Add an incident and attendance

Edit/Delete incidents and attendance

MISC. SERVICE POINTS

Add/Edit/Delete categories

Add points by groups

Add/Edit/Delete points by individuals

TERMS OF USE

www.iamresponding.com

© 2007-2010 COPYRIGHT. ALL RIGHTS RESERVED.

This is where you can create incidents, import dispatch information, and add attendance at those incidents.

Step 1

Step 2

Step 3

Step 4

Step 5

Step 6

Step 7

Step 8

Enter any optional notes here.

Chief 7400 was on s
at Main St. 7474 an

Printing Report

Do you want to print the incident report?

Yes No

in a ditch on US 101
control.

Save

Cancel

IamResponding.com - Know Immediately who is responding to your dispatch as soon as the pagers go - Windows Internet Explorer

http://iamresponding.com/v3/ServiceTracker/ReportIncidentReports.aspx

PG&E Intranet Search

File Edit View

Favorites

IamResponding.com

http://iamresponding.com/v3/ServiceTracker/IncidentReport.aspx - Windows Internet Explorer

http://iamresponding.com/v3/ServiceTracker/IncidentReport.aspx

iamresponding.com
Emergency Responder Reply System

FORTUNA FIRE PROT

PRINT SCREEN EXPORT TO EXCEL CLOSE

Incident Report

Date: 04/30/2014
Description: Vehicle accident 101/Main St
Dispatch time: 00:00
Arrival time:
Scene cleared:
Incident number:
Address
Street:
City/Town/Village:
State/Province: California
Notes: Chief 7400 was on scene of a White Toyota Corolla that was upside down in a ditch on US 101 at Main St. 7474 arrived and perform extraction and 7415 performed traffic control.

© 2007-2010 COPYRIGHT. ALL RIGHTS RESERVED.

Done Internet | Protected Mode: On 100%

Training/Drills - All Members

Master Attendance/Points Report - All Members

© 2007-2010 COPYRIGHT. ALL RIGHTS RESERVED.

Done Internet | Protected Mode: On 100%

4:41 AM
4/30/2014

IamResponding.com - Know Immediately who is responding to your dispatch as soon as the pagers g - Windows Internet Explorer

http://iamresponding.com/v3/Admin/admindefault.aspx

PG&E Intranet Search

File Edit View Favorites Tools Help

Favorites

Web Slice Gallery

IamResponding.com - Know Immediately who is ...

Page Safety Tools

iamresponding.com

Emergency Responder Reply System™

FORTUNA FIRE PROT

4:42:33
Wednesday, April 30, 2014

SIGN OUT

ADMINISTRATIVE FUNCTIONS

HOME

MAIN ADMINISTRATIVE PAGE

HELP

Welcome To Administrative Section

EDIT A MEMBER

MESSAGE SCROLL

SEND MESSAGES

MANAGEMENT

MEMBERS

SYSTEM FUNCTIONS

APPARATUS STATUS

EXPIRATION TRACKER

ATTENDANCE & SERVICE TRACKER

Only those functions for which you have privileges will operate. Privileges may only be modified through the Edit A Member function.

TERMS OF USE

www.iamresponding.com

© 2007-2010 COPYRIGHT. ALL RIGHTS RESERVED.

Internet | Protected Mode: On

100%

4:42 AM
4/30/2014

IamResponding.com - Know Immediately who is responding to your dispatch as soon as the pagers g - Windows Internet Explorer

http://iamresponding.com/v3/agency/ApparatusStatus.aspxPG&E Intranet Search

File Edit View Favorites Tools Help

Favorites

Web Slice Gallery

IamResponding.com - Know Immediately who is ...Page Safety Tools

iamresponding.com

Emergency Responder Reply System™

FORTUNA FIRE PROT

4:43:09
Wednesday, April 30, 2014

ADMINISTRATIVE FUNCTIONS

SIGN OUT

HOMEMAIN ADMINISTRATIVE PAGEHELP

Welcome To Administrative Section

EDIT A MEMBER

MESSAGE SCROLL

SEND MESSAGES

MANAGE GROUPS

MEMBER ROSTER

REPORTS

SYSTEM FUNCTIONS

APPARATUS STATUS

EXPIRATION TRACKER

ATTENDANCE & SERVICE TRACKER

Only those functions for which you have privileges will operate. Privileges may only be modified through the Edit A Member function.

Apparatus status

Apparatus	Abbreviation	Currently	Change status to
7400	7400	In service	<input checked="" type="radio"/> In service <input type="radio"/> OOS
7401	7401	In service	<input checked="" type="radio"/> In service <input type="radio"/> OOS
7402	7402	In service	<input checked="" type="radio"/> In service <input type="radio"/> OOS
7415	7415	In service	<input checked="" type="radio"/> In service <input type="radio"/> OOS
7416	7416	In service	<input checked="" type="radio"/> In service <input type="radio"/> OOS
7422	7422	In service	<input checked="" type="radio"/> In service <input type="radio"/> OOS
7423	723	In service	<input checked="" type="radio"/> In service <input type="radio"/> OOS
7428	7428	In service	<input checked="" type="radio"/> In service <input type="radio"/> OOS
7433	7433	In service	<input checked="" type="radio"/> In service <input type="radio"/> OOS
7459	7459	In service	<input checked="" type="radio"/> In service <input type="radio"/> OOS
7467	7467	In service	<input checked="" type="radio"/> In service <input type="radio"/> OOS
7471	7471	In service	<input checked="" type="radio"/> In service <input type="radio"/> OOS
7472	7472	In service	<input checked="" type="radio"/> In service <input type="radio"/> OOS
7474	7474	In service	<input checked="" type="radio"/> In service <input type="radio"/> OOS
7481	7481	In service	<input checked="" type="radio"/> In service <input type="radio"/> OOS
7482	7482	In service	<input checked="" type="radio"/> In service <input type="radio"/> OOS

UPDATE

CANCEL

© 2007-2010 COPYRIGHT. ALL RIGHTS RESERVED.

Internet | Protected Mode: On100%4:43 AM
4/30/2014

IamResponding.com - Know Immediately who is responding to your dispatch as soon as the pagers g - Windows Internet Explorer

http://iamresponding.com/v3/agency/ApparatusStatus.aspx

PG&E Intranet Search

File Edit View Favorites Tools Help

Favorites Web Slice Gallery

IamResponding.com - Know Immediately who is ...

PG&E Intranet Search

Page Safety Tools

iamresponding.com
Emergency Responder Reply System™

FORTUNA FIRE PROT

4:43:54
Wednesday, April 30, 2014

SIGN OUT

ADMINISTRATIVE FUNCTIONS

HOME MAIN ADMINISTRATIVE PAGE HELP

Welcome To Administrative Section

EDIT A MEMBER

MESSAGE SCROLL

SEND MESSAGES

MANAGE GROUPS

MEMBER ROSTER

REPORTS

SYSTEM FUNCTIONS

APPARATUS STATUS

EXPIRATION TRACKER

ATTENDANCE & SERVICE TRACKER

Only those functions for which you have privileges will operate. Privileges may only be modified through the Edit A Member function.

Apparatus status

Will send out a text message of update

Apparatus	Abbreviation	Currently	Change status to
7400	7400	In service	<input checked="" type="radio"/> In service <input type="radio"/> OOS
7401	7401	In service	<input checked="" type="radio"/> In service <input type="radio"/> OOS
7402	7402	In service	<input checked="" type="radio"/> In service <input type="radio"/> OOS
7415	7415	In service	<input checked="" type="radio"/> In service <input type="radio"/> OOS
7416	7416	In service	<input type="radio"/> In service <input checked="" type="radio"/> OOS
Reason for change: Being sold			
7422	7422	In service	<input checked="" type="radio"/> In service <input type="radio"/> OOS
7423	723	In service	<input checked="" type="radio"/> In service <input type="radio"/> OOS
7428	7428	In service	<input checked="" type="radio"/> In service <input type="radio"/> OOS
7433	7433	In service	<input checked="" type="radio"/> In service <input type="radio"/> OOS
7459	7459	In service	<input checked="" type="radio"/> In service <input type="radio"/> OOS
7467	7467	In service	<input checked="" type="radio"/> In service <input type="radio"/> OOS
7471	7471	In service	<input checked="" type="radio"/> In service <input type="radio"/> OOS
7472	7472	In service	<input checked="" type="radio"/> In service <input type="radio"/> OOS
7474	7474	In service	<input checked="" type="radio"/> In service <input type="radio"/> OOS
7481	74	In service	<input checked="" type="radio"/> In service <input type="radio"/> OOS
7482		In service	<input checked="" type="radio"/> In service <input type="radio"/> OOS


UPDATE CANCEL


Internet | Protected Mode: On


100%

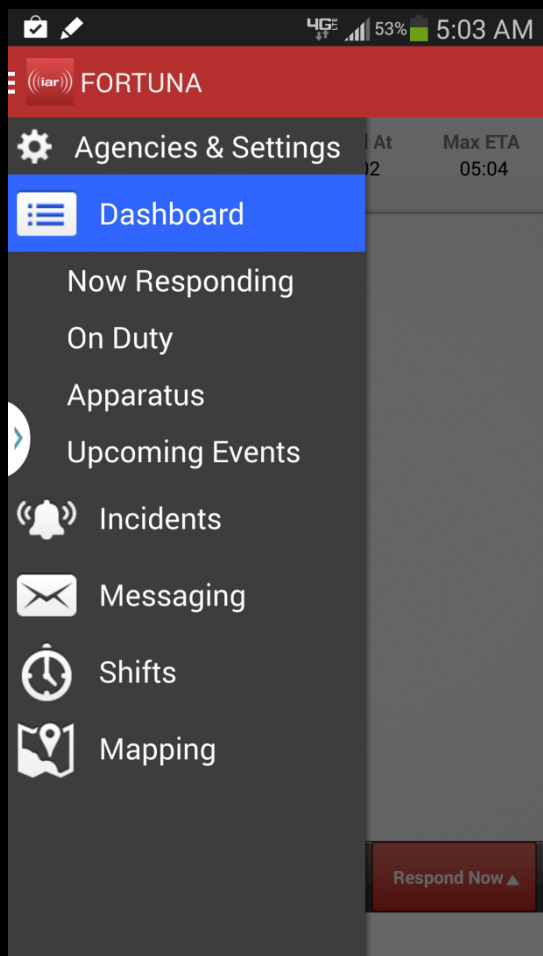
4:43 AM
4/30/2014

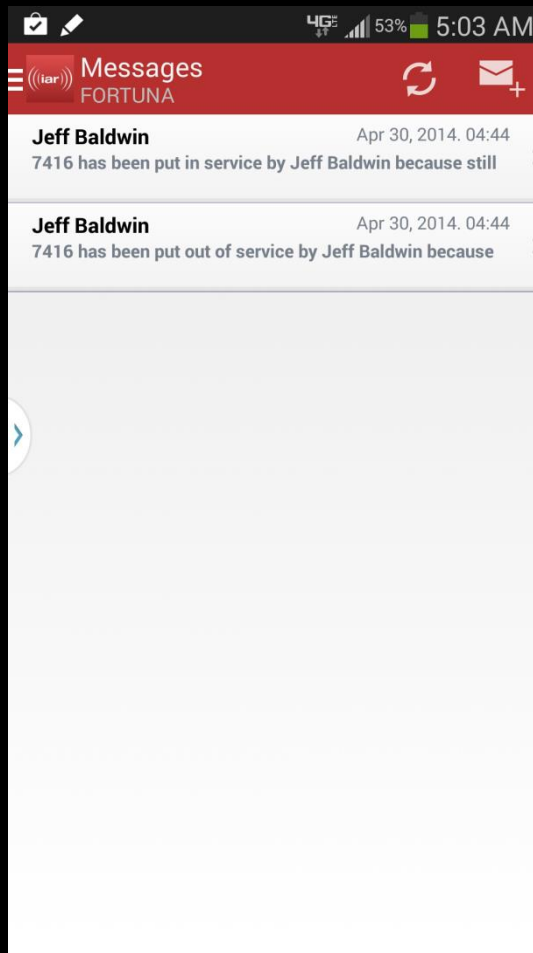
lamresponding app



























4G+

54%

5:02 AM

 	Apparatus FORTUNA	
	7400	In service
	7401	In service
	7402	In service
 	7415	In service
	7416	In service
	7422	In service
	7423	In service
	7428	In service

