



## HOW DO I ACCESS THE “NYCCT” NETWORK?



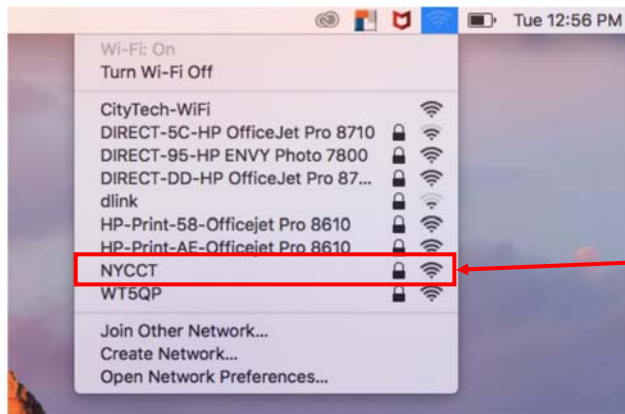
You can connect to the campus wireless network utilizing a wireless capable device such as a laptop.

**Note:** Before attempting to connect to the secure network (NYCCT), make sure that you have the latest antivirus data definitions and operating system patches.

You can download the McAfee Antivirus software for free from the CUNY E-mail. Please speak with the Student Helpdesk for more instructions.

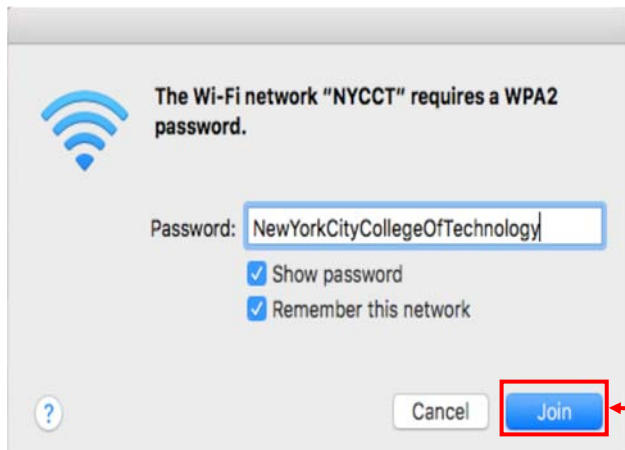


1. Go to the airport at the top right of your screen.



2. Select the “NYCCT” network.

Click NYCCT



3. Enter the Security Key or Passphrase:

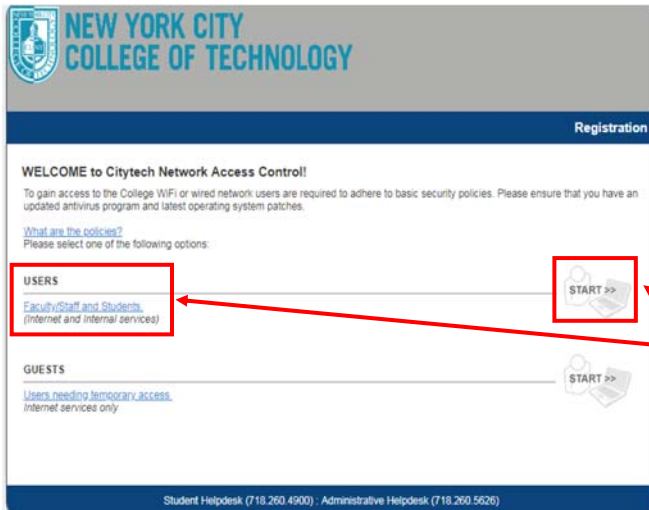
**NewYorkCityCollegeOfTechnology**

The first letter of every word **MUST** be capitalized. The Security Key is case sensitive.

After entering the Security Key, click on “Join”.

Click Join

Check the box to **Remember this network** for the wireless network to connect automatically.

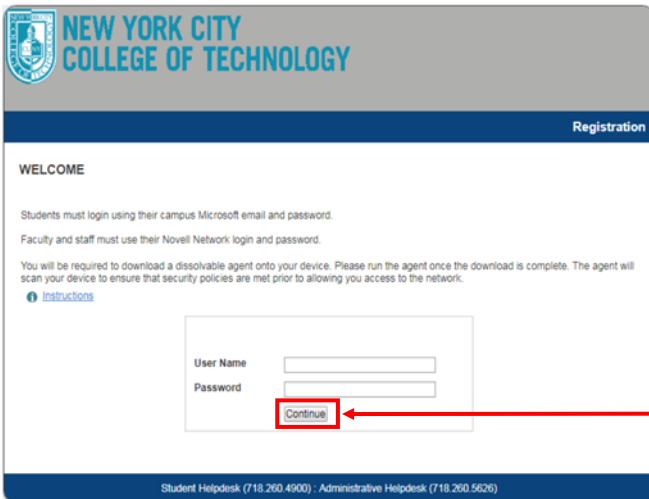


4. Once connected to the wireless network, open a web browser, on the address bar, type in:

<http://ecsa.citytech.cuny.edu>

Click on “Faculty/Staff and Students” or **START>>**

**Click on Faculty/Staff and Students  
or  
Start>>**



5. Registration Process

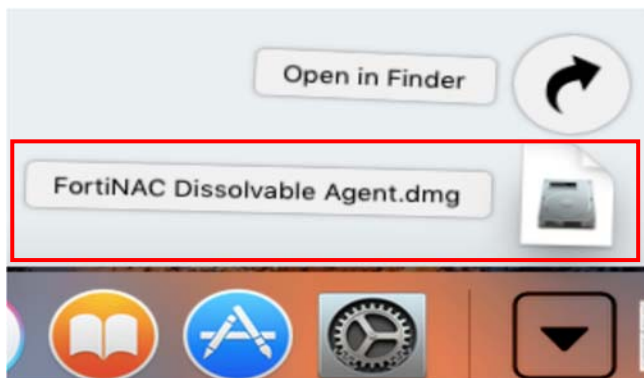
Student Username:

[Firstname.Lastname@mail.citytech.cuny.edu](mailto:Firstname.Lastname@mail.citytech.cuny.edu)

Password (Default):

**DOB (MMDDYY) followed by the last four of your EMPL ID.**

**Click Continue**



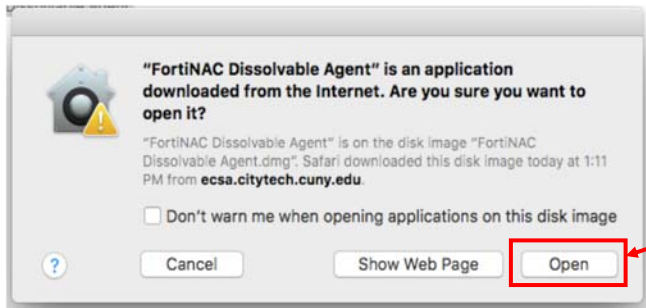
6. The **FortiNAC Dissolvable Agent** will download. Go to your downloads, located at the bottom right, and open the file.

**Click FortiNAC Dissolvable Agent.dmg**



7. The Dissolvable Agent window will appear, click on **FortiNAC Dissolvable Agent** icon.

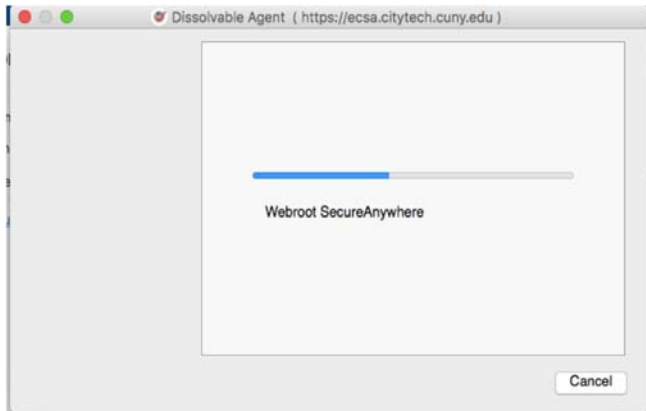
**Click FortiNAC Dissolvable Agent**



8. You will be prompted to click “[Open](#)”.

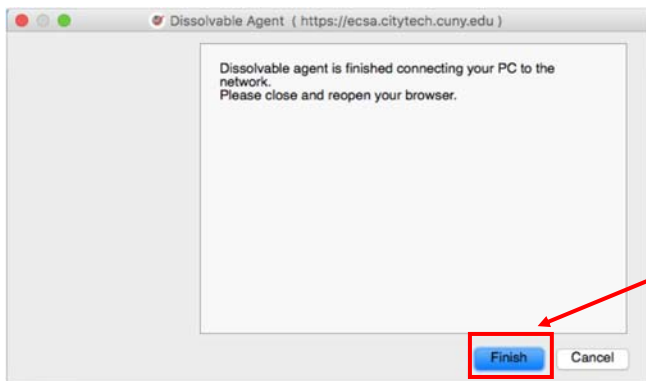
The FortiNAC Dissolvable Agent will attempt to detect the City Tech server.

**Click Finish**




If prompted to enter an address, enter:  
<http://ecsa.citytech.cuny.edu>

9. The FortiNAC Dissolvable Agent will scan your MAC to make sure you have an updated antivirus program. This may take a few minutes.



10. After the scan, a message will appear telling you that the agent has finished connecting your PC to the network. Click on [Finish](#).

**Click Finish**



11. The web browser will automatically appear. Wait until the progress bar loads. After it completes, the City Tech main webpage will appear.

**Note:** If you receive a failure notification, please complete the necessary steps listed to gain access to the NYCCT wireless network. Check again to see if your wireless is connected to NYCCT. If not, reconnect. If you cannot connect to the wireless network, please visit the Student Computing Helpdesk with your laptop.