



How do I sign up?

- Join your local Fife library in person or online at **www.onfife.com/jointhelibrary**
- Visit **www.onfife.com/eBooks** and click on the link to **Register**
- Click **Register** and fill in your details – (if you have a MyFife library card only use the first 14 digits). Please make sure you keep a note of the username and password you create as you will need them to borrow eBooks or eAudio books.
- Download the appropriate **app** depending on which device you will be reading your eBooks or listening to your a-audio books on, i.e. desktop computer (desktop apps) tablet/smartphone (mobile apps). You'll find links to these by clicking on the question mark icon  or by visiting <http://fife.oneclickdigital.eu/#help>


How to use the mobile app

- Once you have downloaded the appropriate app for your device you will be asked to enter the details below when requested.
- Country: select United Kingdom
- Library: Fife Cultural Trust
- Enter the Username and Password you created earlier
- In the app, tap on the **Search** magnifying glass, you will be asked to enter your password each time you do this.
- Enter details of the author, title or narrator you are looking for and tap the magnifying glass at the side of the search box or go to Library Site to browse, if prompted
- eAudio books will have a headphone icon  and eBooks a book icon  at the bottom right hand corner of each title.
- Tap on the title you want to borrow.
- Tap the **Checkout Now** button to borrow a book
- If the book is on loan, or you have reached your loan limit, you will get the option to **Hold** it – which will put you in a request queue. You will be sent an e-mail when the book becomes available to borrow. To listen to or read your book, tap on the **Your Titles** tab and tap on the title you want to download.

What can I Borrow?

- You can borrow up to **three eBooks and three eAudiobook** titles at any one time and you will have the titles for the same time as you would have any other library book – 3 weeks
- After the three weeks, the books will disappear from your account.
- If you want to renew your book tap Renew and it can be renewed if it is not requested
- If you want to return the item sooner so that you can borrow another item, tap Return (or the *i* then Return)

Prefer to use a desktop computer?

- Follow the registration process detailed above.
- To read books through your home PC you will need to create an Adobe Digital account. Follow the link from the www.onfife.com/eBooks page or from the OneClickdigital Help pages
- To choose books visit the website and search or browse to find the title you want to borrow – click on the title you want and click on **Checkout Now**.
- Click on **Browse** and select **My Titles**
- Click on the download symbol 

Searching the library catalogue for eBooks/eAudio books

You will also be able to search for and borrow eBooks and eAudio books through our online library catalogue. This is also a brilliant tool to request and renew titles, so it's well worth a look. Go to:

- <http://onfife.com/librarycat>

From here you will be able to search for titles or authors of interest to you and if there are Ebook or Eaudio versions of these titles available you will see either **eBook** or **eAudiobook** under the author's name.

From there you can click on the title you are interested in borrowing, in whichever format you would like from those available, and this will take you straight through to the OneClickDigital site. You can then check out and download your chosen title.

If you are interested in a certain format – eBook, for example – you can scroll down your results page once you have run your search and click on the eBook option under Formats on the left side of the screen to filter the results to show only eBooks.